

**EVALUATION OF THE ATTAINMENT OF THE SUSTAINABLE  
DEVELOPMENT GOAL ON THE ELIMINATION OF ALL FORMS OF  
VIOLENCE AGAINST WOMEN AND GIRLS IN NIGERIA: A CASE OF  
OYO STATE, NIGERIA**

**ADENIYI FRANCIS FAGBAMIGBE**

**17S03DMME008**

**AN APPLIED DISSERTATION SUBMITTED IN PARTIAL FULFILMENT  
OF THE REQUIREMENTS FOR THE AWARD OF MASTER OF ARTS  
DEGREE IN MONITORING AND EVALUATION IN THE BUSINESS  
SCHOOL OF  
AFRICA NAZARENE UNIVERSITY**

**JULY 2020**

## DECLARATION

I declare that this document and the research it describes are my original work and that they have not been presented in any other university for academic work.

Name: Adeniyi Francis Fagbamigbe



\_\_\_\_\_  
Student signature

31/07/2020

\_\_\_\_\_  
Date (dd/mm/yyyy)

## SUPERVISOR'S DECLARATION

This research was conducted under our supervision and is submitted with our approval as University supervisors.

Name of supervisor: Prof Linda Ethangatta



\_\_\_\_\_  
Signature

31-07-2020

\_\_\_\_\_  
Date (dd/mm/yyyy)

**AFRICA NAZARENE UNIVERSITY,  
NAIROBI, KENYA**

## **DEDICATION**

This work is dedicated to all women and girls whose rights have been violated over the years.

## TABLE OF CONTENTS

<b>DECLARATION.....</b>	<b>i</b>
<b>DEDICATION.....</b>	<b>ii</b>
<b>TABLE OF CONTENTS .....</b>	<b>iii</b>
<b>ABSTRACT .....</b>	<b>vi</b>
<b>ACKNOWLEDGEMENT.....</b>	<b>vii</b>
<b>LIST OF TABLES .....</b>	<b>viii</b>
<b>LIST OF FIGURES .....</b>	<b>x</b>
<b>LIST OF ACRONYMS AND ABBREVIATIONS .....</b>	<b>xi</b>
<b>DEFINITION OF TERMS.....</b>	<b>xii</b>
<b>CHAPTER ONE .....</b>	<b>1</b>
<b>INTRODUCTION AND BACKGROUND OF THE STUDY .....</b>	<b>1</b>
1.1 Introduction .....	1
1.2 Background of the Study .....	1
1.2.1 Elimination of all forms of Violence against Women and Girls .....	2
1.2.2 Evaluation of the Attainment of the Sustainable Development Goal 5.....	3
1.3 Statement of the Problem .....	5
1.4 Objectives of the Study .....	6
1.4.1 Purpose of the Study .....	6
1.4.2 Specific Objectives .....	6
1.5 Research Questions .....	6
1.6 Significance of the Study .....	7
1.7 Scope of the Study.....	7
1.8 Limitations of the Study .....	8
1.9 Delimitations of the Study.....	8
1.10 Theoretical Review .....	8
1.10.1 Feminist Theory.....	9
1.11 Conceptual Framework .....	13
<b>CHAPTER TWO .....</b>	<b>15</b>
<b>LITERATURE REVIEW .....</b>	<b>15</b>
2.1 Introduction .....	15
2.2 Empirical Review .....	15
2.2.1 Socio-Demographic Characteristics and Elimination of all forms of Violence against Women.....	16

2.2.2 Relationship factors and Elimination of all forms of Violence against Women.....	18
2.2.3 Societal Factors and Elimination of all forms of Violence against Women.....	24
2.3 Summary of the Reviewed Literature .....	26
2.4 Knowledge Gap.....	26
<b>CHAPTER THREE .....</b>	<b>28</b>
<b>RESEARCH DESIGN AND METHODOLOGY .....</b>	<b>28</b>
3.1 Introduction .....	28
3.2 Research Design.....	28
3.3 Research Site and Rationale .....	28
3.4 Target Population .....	29
3.5 Study Sample.....	29
3.5.1 Sample Size .....	29
3.5.2 Sampling Procedures of the DHS Survey.....	30
3.6 Data Collection.....	31
3.6.1 Data Collection Instruments .....	31
3.6.2 Piloting of Research Instruments.....	32
3.6.3 Validity of Findings.....	32
3.6.4 Reliability of Research Instruments.....	32
3.6.5 Data Collection Procedures .....	33
3.7 Data Analysis and Presentation.....	37
3.8 Ethical Considerations.....	38
<b>CHAPTER FOUR.....</b>	<b>40</b>
<b>DATA ANALYSIS AND PRESENTATION OF RESULTS.....</b>	<b>40</b>
4.1 Introduction .....	40
4.2 Response rate.....	40
4.3 Socio-Demographic Characteristics of all Respondents .....	41
4.3.1 Specific Attitudes of Husbands/Spouses of the Respondents .....	43
4.5 Presentation of Research Analysis and Findings .....	45
4.5.1 Influence of Socio-Demographic Characteristics on Elimination of all forms of Violence against Women in Oyo State of Nigeria .....	45
4.5.2 Relationship Factors and Elimination of all forms of Violence against Women in Oyo State of Nigeria .....	62
4.5.3 Societal Factors and Elimination of all forms of Violence against Women in Oyo State of Nigeria .....	99
<b>CHAPTER FIVE .....</b>	<b>104</b>

<b>SUMMARY OF FINDINGS, DISCUSSION, CONCLUSION AND RECOMMENDATIONS.....</b>	<b>104</b>
<b>5.1 Introduction .....</b>	<b>104</b>
5.2 Discussions.....	104
5.2.1 Influence of Socio-Demographic Characteristics on Elimination of all forms of Violence against Women in Oyo State of Nigeria .....	104
5.2.2 Relationship Factors and Elimination of all forms of Violence against Women in Oyo State of Nigeria .....	106
5.2.3 Societal Factors and Elimination of all forms of Violence against Women in Oyo State of Nigeria .....	111
5.3 Summary of Major Findings .....	114
5.4 Conclusions .....	115
5.6 Areas for Further Studies .....	117
<b>REFERENCES.....</b>	<b>118</b>
<b>APPENDICES .....</b>	<b>126</b>
<b>APPENDIX 1: Questionnaire/Data collecting Instruments .....</b>	<b>126</b>
<b>APPENDIX 2: Research Permits - Ethical Approval .....</b>	<b>139</b>
<b>APPENDIX 3: Research Approval and Letters .....</b>	<b>140</b>
<b>APPENDIX 4: Map of study site .....</b>	<b>142</b>

## ABSTRACT

Violence against women (VAW) remains a worldwide public health and psycho-social challenge associated with a wide range of negative consequences. Besides physical consequences, the health and psychological/emotional effects are overreaching. These motivated the sustainable development goals on health for all with targets on the eradication of all forms of VAW. The objectives of this study are to determine the level of VAW in the study area and to assess associated factors, barriers to ending and perpetrators of different types of VAW in Oyo State, Nigeria. The ecological model and feminist theory were adopted. A cross-sectional mixed method study comprising of quantitative and qualitative methods were used. The 2018 Nigeria Demographic and Health Survey data collected from women of reproductive age was used. The data of respondents from Oyo State were extracted. Qualitative data were collected during 2 Focus Group Discussion (FGD) of 11 participants each and 2 Key-Informant Interview (KII) in February 2020. The independent variables include women age, education, location, employment, religion, and ethnicity. Basic descriptive statistics were used. Chi-square test was used to test the association between the experience of violence and background characteristics of the respondents. Bivariate and multiple logistic binary regression were used to identify the factors associated with VAW at  $p=0.05$ . Data were analysed using Stata version 16 and Nvivo version 13. Of the 300 ever-partnered women who participated in the quantitative data, one-fourth was from the North while 37.7% and 36.3% were from the South and Central senatorial districts respectively. Nearly half (47.0%) was aged 35-49 years and 41.2% aged 25-34 years. The lifetime prevalence of emotional, physical, sexual and financial violence was 13.8%, 12.2%, 2.6% and 20.5% compared with recent prevalence at 10.6%, 7.6%, 3.5% and 20.5% respectively. While 6% of the respondents stated that “wife-beating” is acceptable and 23% were sometimes afraid of partners, the KII and FGD participants agreed that VAW is unacceptable. Risk of VAW doubled among women in Oyo Central (adjusted odds ratio (aOR) = 2.17, 95% CI: 1.07-4.84,  $p=0.0457$ ) than in Oyo North but insignificantly higher in Oyo South. Likelihood of VAW was five times higher in urban than in rural areas (aOR = 4.95, 95% CI: 1.53-16.06,  $p=0.008$ ) and was 83% lower among women whose husbands had no education than those whose spouses had higher education (aOR = 0.17, 95% CI: 0.03-0.93,  $p=0.042$ ). The adjusted odds of VAW was higher among women whose spouse accuse of unfaithfulness (OR = 3.49, 95% CI: 1.31-18.86,  $p=0.039$ ). Over 63% of VAW were committed by husbands. Violence remained prevalent in the study area, commoner in urban areas and Oyo Central. The SDG goal on the eradication of VAW is far from been achieved. The existing laws on anti-violence are weak and were not enforced. There are needs to re-orientate the community members, strengthen the existing anti-violence laws and enforce the laws if the SDG on VAW is to be achieved in the study area and Africa. Policymakers should design evidence-based, community-feasible and community-suitable interventions to halt VAW.

## ACKNOWLEDGEMENT

I thank the Almighty God for seeing me through this study. I appreciate the unwavering effort and support of my supervisor, Prof Linda Ethangatta. She is always approachable and accessible. Special thanks go to the Head of the Department of Monitoring and Evaluation, Dr W. Nderitu for her kindness and encouragement during this long journey. I appreciate the Dean of the School of Business, Dr S. Obwatho, for his guidance and all my lecturers for their untiring efforts. I also commend all staff in the Department of Monitoring and Evaluation for their guidance, support and readiness to help at all times and my course mates for their comradeship. Special thanks to the staff of Kenya Consulate offices in Lagos, London and Gaborone that supervised my examinations. I thank our elders and colleagues at the Department of Epidemiology and Medical Statistics, College of Medicine, Ibadan, University of Ibadan, Nigeria for their support. I thank my friend, Dr A. S. Adebawale for his technical advice. I acknowledge the support of my children, Oluwabusiymi and Eniolami, and all my siblings for always been there for me through my academic sojourn. My parents, Late baba Gbadurabioyinbo Jonathan Fagbamigbe and Mrs Rachel Aribifo Fagbamigbe are eternally appreciated for laying the much needed foundation for my academic exploits. I appreciate my soulmate, Omon, for her unwavering love, encouragement, care and support throughout the continuing sojourn as I round up this 4<sup>th</sup> Masters degree.



## LIST OF TABLES

Table 4.1: Socio-Demographic Characteristics of the ever-married respondents .....	42
Table 4.2: Distribution of husbands/spouses attitudes.....	44
Table 4.3: Prevalence of Ever and Recent Experience of Psychological/Emotional Violence by Selected Respondents' Characteristics .....	48
Table 4. 4: Prevalence of Ever and Recent Experience of Psychological/Emotional Violence by Selected Husbands' Attitudes.....	49
Table 4.5: Prevalence of Physical Violence by Selected Respondents' Characteristics .....	51
Table 4. 6: Prevalence of Physical Violence by Selected Husbands' Attitudes .....	52
Table 4.7: Prevalence of Financial Violence by Selected Respondents' Characteristics .....	53
Table 4. 8: Prevalence of Financial Violence by Selected Husband Attitudes.....	55
Table 4.9: Ever Experience of Physical Violence Apart from the Spouse .....	55
Table 4.10: Distribution of Experience of Violence During Pregnancy and the Perpetrators .....	56
Table 4.11: Prevalence of Sexual Violence by Selected Women Characte.....	58
Table 4. 12: Prevalence of Sexual Violence by Selected Husbands' Attitudes.....	59
Table 4.13: Prevalence of Multiple Violence by Selected Respondents' Characteristics .....	61
Table 4. 14: Prevalence of Multiple Violence by Selected Husbands' Violence attitudes .....	62
Table 4.15: Factors Associated with Emotional Violence from Bivariate Logistic Regression (Respondents' Characteristics).....	66
Table 4. 16: Factors Associated with Emotional Violence from Bivariate Logistic Regression (Husbands' Attitudes) .....	67
Table 4.17: Adjusted factors associated with the occurrence of emotional violence among women .....	68
Table 4. 18: Factors Associated with the Occurrence of Physical Violence among Women from Bivariate Logistic Regression (Respondents' Characteristics) .....	70
Table 4. 19: Factors Associated with the Occurrence of Physical Violence among Women from Bivariate Logistic Regression (Husbands' Attitudes) .....	71
Table 4.20: Adjusted Factors Associated with the Occurrence of Physical Violence among Women (Respondents' Characteristics).....	72
Table 4.21: Factors Associated with the Occurrence of Financial Violence among Women (Respondents' Characteristics).....	74
Table 4. 22: Factors Associated with the Occurrence of Financial Violence among Women (Husbands' Attitudes) .....	75
Table 4.23: Adjusted Factors Associated with the Occurrence of Financial Violence among Women .....	76
Table 4.24: Factors Associated with the Occurrence of Sexual Violence among Women (Respondents' Characteristics).....	78
Table 4. 25: Factors Associated with the Occurrence of Sexual Violence among Women (Husbands' Attitudes) .....	79

Table 4.26: Adjusted Factors Associated with the Occurrence of Sexual Violence among Women .....	80
Table 4.27: Factors Associated with the Occurrence of any of Emotional, Physical and Sexual Violence among Women (Respondents' Characteristics).....	82
Table 4. 28: Factors Associated with the Occurrence of any of Emotional, Physical and Sexual Violence among Women (Husbands' Attitudes) .....	83
Table 4.29: Adjusted Factors Associated with the Occurrence of any of Emotional, Physical or Sexual Violence among Women.....	85
Table 4.30: Factors Associated with the Occurrence of any of Emotional, Physical, Sexual and Financial Violence among Women (Respondents' Characteristics).....	87
Table 4. 31: Factors Associated with the Occurrence of any of Emotional, Physical, Sexual and Financial Violence among Women (Husbands' Attitudes).....	88
Table 4.32: Adjusted Factors Associated with the Occurrence of any of Emotional, Physical, Sexual and Financial Violence among Women .....	90
Table 4.33: Acceptability of Husband Beating by Selected Respondents' Characteristics.....	93
Table 4. 34: Acceptability of Husband Beating by Selected Husbands' Attitudes.....	94
Table 4.35: Relationship Between Beating Acceptability and Haven had own Father Beat own Mother by Selected Husbands' Attitudes .....	96
Table 4.36: Distribution of Frequency at which Women get Afraid of Husband/Spouse by Selected Respondents' Characteristics.....	98
Table 4. 37: Distribution of Frequency at Which Women get Afraid of Husband/Spouse by Selected Husbands' Attitudes .....	99
Table 4.38: Distribution of Help-Seeking Behaviour among Victims of Violence..	100
Table 4.39: Distribution of Perpetrators of Violence against Women.....	103

## LIST OF FIGURES

Figure 1.1: Conceptual framework for evaluation of violence among women and girls in Oyo State, Nigeria.....	144
Figure 4.1: Specific attitudes of husbands/spouses of the respondents .....	44
Figure 4.2: Acceptability of wife-beating by selected women characteristics and husbands' violence attitudes .....	95
Figure 4.3: Distribution of Perpetrators of VAW .....	<b>Error! Bookmark not defined.</b>

**LIST OF ACRONYMS AND ABBREVIATIONS**

AOR	Adjusted Odds Ratio
BPO	Business Process Offshoring
CDC	Centre for Disease Control
CEDAW	Convention on the Elimination of all Forms of Discrimination against Women
DHS	Demographic Health Survey
EV	Emotional Violence
FGD	Focus Group Discussion
FV	Financial Violence
GBV	Gender-Based Violence
KII	Key-Informant Interview
IPV	Intimate Partner Violence
MDG	Millennium Development Goal
NPC	National Population Commission
OR	Odds Ratio
PV	Physical Violence
SDG	Sustainable Development Goal
SSA	Sub-Saharan Africa
SV	Sexual Violence
VAW	Violence Against Women
WHO	World Health Organization

## DEFINITION OF TERMS

**Alcohol consumption:** Regular drinking of alcoholic drink within 12 months before the survey

**Ever-had violence:** Experience of violence since birth

**Ever-partnered:** Ever in union, currently married, formerly married, or living with sexual partners

**Financial decision making:** Participation in household financial decisions

**Gender-Based Violence:** An act of violence that results in or is likely to result in physical, sexual or psychological/emotional harm or suffering for women, including threats of such acts, coercion, or arbitrary deprivations of liberty, whether occurring in private or public life

**Household wealth status:** The wealth quintile to which the women household belongs

**Lifetime prevalence:** Proportion of respondents that experienced violence since birth

**Violence perpetrators:** The relationship between victim and perpetrators

**Recently:** Occurrence of violence within 12 months preceding the data collection

**Social/cultural practice/ norms on male dominance:** The norms in community and society regarding male dominance on women

## CHAPTER ONE

### INTRODUCTION AND BACKGROUND OF THE STUDY

#### 1.1 Introduction

The United Nations described violence against women (VAW) and girls as “one of the most systematic and widespread human rights violations” (United Nations Women, 2013). One of the critical goals of the Sustainable Development Goals (SDG) is to achieve gender equality and empowerment of all women and girls with a target of elimination of all forms of VAW (United Nations, 2015). With the 2030 deadline for the attainment of the goals drawing nearer, there is no available assessment of how Nigeria is faring in the eradication of VAW.

This chapter presents the background of the study, the dimensions of GBV, the context of gender-based violence, causes of violence, theoretical framework, consequences of violence, VAW in Africa, efforts by the countries of the world / SDG and MDG, statement of the problem, objectives of the study, research questions/hypotheses, significance of the study, the scope of the study, limitations of the study, delimitations of the study and the conceptual framework.

#### 1.2 Background of the Study

Gender-based violence comprises of physical and sexual violence. They are worldwide public health problems associated with a wide range of negative consequences. According to the United Nations, Gender-Based Violence (GBV) is “an act of violence that results in or is likely to result in physical, sexual or psychological/emotional harm or suffering for women, including threats of such acts, coercion, or arbitrary deprivations of liberty, whether occurring in private or public life” (United Nations Women, 2013).

The violence does not necessarily connote the use of force but may follow coercion (Ogunbode, Bello, & Ogunbode, 2014). Sexual violence could be described as any form of sexual act, or an attempt to obtain a sexual act, solicit sex, unwanted sexual comments or advances, or acts, or otherwise directed, against a person's wish either by use of deceit, coercion by any person, regardless of the person's relationship to the victim in any setting (CDC, 2019; WHO, 2013a). Sexual coercion, a form of sexual violence, whereby the perpetrator uses force, or threats, verbal insistence, deception, cultural expectations, and economic circumstances to take undue advantage of the victim by engaging in any form of sexual activity against the victim's will. The United Nations, haven realized that the Millennium Development Goal (MDG) 3 on gender equality (WHO, 2012) did not have any specific target and indicator to halt VAW, dedicated one of the 17 SDGs to women. SDG 5 was named "Achieve gender equality and empower all women and girls" (United Nations, 2015).

The first target is "End all forms of discrimination against all women and girls everywhere whether or not legal frameworks are in place to promote, enforce and monitor equality and non-discrimination on the basis of sex" and the corresponding indicator of the goal is "The proportion of ever-partnered women and girls aged 15 years and older subjected to physical, sexual or psychological/emotional violence by a current or former intimate partner in the previous 12 months, by the form of violence and by age". The second target was "Eliminate all forms of violence against all women and girls in the public and private spheres, including trafficking and sexual and other types of exploitation" (United Nations, 2015).

### **1.2.1 Elimination of all forms of Violence against Women and Girls**

This study is designed to assess how close Nigeria is towards the elimination of all forms of violence against women. The violence can be any of physical,

economic/financial or psychological/emotional violence. The SDG 5 had a target to eliminate all forms of violence against women. The indicator of this target was the.

“The proportion of women and girls aged 15 years and older subjected to sexual violence by persons other than an intimate partner in the previous 12 months, by age and place of occurrence” and “Percentage of referred cases of sexual and gender-based VAW and children that are investigated and sentenced” (United Nations, 2015).

Therefore the dependent variable is an experience of any emotional, physical, sexual or financial violence among women. The study was aimed to determine the level of occurrence of the different VAW, which are mostly gender-based and domestic, in the study area. Understanding of the levels and factors associated with violence would provide evidence-based information to the government and other stakeholders as well as policymakers and aid appropriate, effective and efficient policy formulation. This dependent variable showed the current level of the attainment of the SDG 5 with target of bringing the levels of all forms of violence to 0% everywhere in the world.

### **1.2.2 Evaluation of the Attainment of the Sustainable Development Goal 5**

The SDG 5 sought for gender equality with a cardinal target of eliminating all forms of violence against women. A major way to evaluate the attainment of this goal is assessment of the level of violence and the factors that are associated to it. To achieve this, the age of the respondents, respondent and spousal educational attainment, religion, wealth index of respondents' households, place of residence and the respondent and spouses current employment status, ethnicity, age the differences between the respondents and their spouse are the independent variables included. The other independent variables are whether husbands consume alcohol or not, and whether husband gets jealous or not when the wife discusses with other men, whether spouses accuse their wives of unfaithfulness or not, whether spouses permit their wives to meet



their (the wives) female friends or not, whether spouses limit their wives' contacts with their (the wives) family and whether the spouses always insist on knowing where the respondents are or not.

### **1.2.2.1 Socio-Demographic Characteristics and Elimination of all forms of Violence against Women**

This study aimed to determine the level of violence against women in the study area and compare it what the target of the SDG 5 is. To assess the prevalence of physical, economic/financial, sexual or psychological/emotional violence among ever-partnered women and girls aged 15 years and older in Oyo State, Nigeria, both qualitative and quantitative methods were used. The knowledge of the prevalence and how close or far the prevalence is compared with the targets of SDG 5 will help to determine if VAM is been contained or not in the study area. The socio-demographic variables are the age of the respondents, respondent and spousal educational attainment, religion, wealth index of respondents' households, place of residence and the respondent and spouses current employment status, ethnicity, age the differences between the respondents and their spouse.

### **1.2.2.2 Relationship Factors and Elimination of all forms of Violence against Women**

Different factors could be associated to VAW including the type of relationships between victim and perpetrators. To examine the factors associated with and barriers against the eradication of VAW in Oyo State, Nigeria, qualitative methods and logistic regression for quantitative methods were adopted. The knowledge of the associated factors could policymakers in maker evidence-based decisions and interventions. The candidate independent variables to achieve this objective are whether husbands consume alcohol or not, and whether husband gets jealous or not when the wife discusses with other men, whether spouses accuse their wives of unfaithfulness or not,

whether spouses permit their wives to meet their (the wives) female friends or not, whether spouses limit their wives' contacts with their (the wives) family and whether the spouses always insist on knowing where the respondents are or not.

### **1.2.2.3 Societal Factors and Elimination of all forms of Violence against Women**

The identifications of the main perpetrators of physical, psychological/emotional economic/financial, and sexual VAW in Oyo State, Nigeria is very crucial to focussed-policy to reduce VAW. This study aimed at identifying the commonest perpetrators of violence against women so as to assist policymakers in focussing necessary policies. This study also determined the level of reporting and help-seeking behaviour among victims of violence. It will also aid the stakeholders in developing strategies to enhance the reporting and help-seeking behaviour among victims of violence. The independent variables are attitudes and practices as well as societal practices on the reporting and help-seeking behaviour among victims of violence

### **1.3 Statement of the Problem**

Although VAW have been existing for a long time, it is not supposed to be. There should be gender equality whereby, the rights and privileges of women and girls are protected. Besides the physical consequences of this violence, the health and psychological/emotional effects are overreaching. These motivated the defunct MDG and the new SDG on the health of all and the eradication of all forms of VAW and girls. A key target of the goal is to reduce and eliminate VAW and girls to 0% (United Nations, 2015). While efforts have been taken across different countries of the world to achieving this goal, there is no documentation of evidence aggregating the levels of the attainment of this goal in Africa and Nigeria, specifically. The current evaluation study revealed the current levels of the violence perpetrated against women and girls in Oyo State, Nigeria and what has been achieved so far and also provide information on how

far or close Nigeria is towards the eradication of all forms of VAW. The SDG has attached great importance to the eradication of VAW as it affects a good proportion of women. The effect of VAW on their health, psychology and general well-being are huge. The directive of the United Nations that a target of 0% prevalence in all forms of violation against women and girls should be achieved by 2030 and that continuous evaluation of the level of attainment of this target at subnational, national, regional and global levels motivated the current study.

## **1.4 Objectives of the Study**

### **1.4.1 Purpose of the Study**

The purpose of the study is to evaluate the attainment of the sustainable development goal on the elimination of all forms of violence against women in Oyo State, Nigeria.

### **1.4.2 Specific Objectives**

The specific objectives are

- i. To assess the influence of socio-demographic characteristics on occurrence of violence among ever-partnered women in Oyo State, Nigeria
- ii. To examine relationship factors affecting the elimination of all forms of violence against women in Oyo State, Nigeria
- iii. To assess the societal factors affecting the elimination of all forms of violence against women in Oyo State, Nigeria

## **1.5 Research Questions**

The research questions to be answered by this study are:

- i. What are the factors influencing violence against women in Oyo State, Nigeria?

- ii. How can relationship factors influence elimination of all forms violence against women in Oyo State, Nigeria?
- iii. Can societal factors influence elimination of all forms violence against women in Oyo State, Nigeria?

### **1.6 Significance of the Study**

In recent decades, governments in various parts of the world, as well as Community Based Organizations (CBO) and Non-Governmental Organizations (NGO), have been involved in multi-sectoral campaigns and activities targeted at the elimination of VAW. What is not known is the extent to which this has been achieved in Nigeria. There is no literature on a study aggregating the African experience, as well as VAW. This study provided evidence-based information on the success of such campaigns in Nigeria. The study evaluated the outcome of the efforts been made so far, the level of attainment of the efforts, identify barriers and offer recommendations. The outcome of this study will be useful for planning, policy-making, research, strengthening of existing laws, formulation of new laws as well as enforcement of laws to enhance good social and living conditions of women and girls. This evaluation study provided useful knowledge on whether the SDG is achievable, generate knowledge which is crucial for understanding the phenomenon of violence and how to deal with it effectively. The outcome of this evaluation study will aid the anti-violence policy formulation and implementation and as well as in academics.

### **1.7 Scope of the Study**

The study evaluated how close the 2025 Sustainable Development Goal (SDG) on the eradication of all forms of VAW is in Nigeria. Specifically, the study covered Oyo State, Nigeria. Sampled women and other stakeholders in the attainment of this goal were accessed to give the account of their experiences as far as physical,

psychological/emotional, economic/financial and sexual VAW are concerned. The current evaluation study revealed the current levels of the violence perpetrated against women and girls in Africa and what has been achieved so far and also provide information on how far or close Africa is towards the eradication of all forms of VAW.

### **1.8 Limitations of the Study**

The limitations of this study are completeness, accuracy, and correctness of respondents' information as there are no means to verify the information supplied by the women. More so, the events of violence might have suffered recall bias or deliberate attempt not to rub "an old wound". Nonetheless, the owner of the secondary data has checked the data for reliability and validity checks hence its use in this study. More so, the correctness of information among women with no formal education may be very low. The secondary nature of the quantitative data used in this study limited choices of variables. Nonetheless, the rigorous data collection procedures, internal consistency validations, expertise, supervision and enabling environment to collect accurate and reliable sensitive information(National Population Commission(NPC)[Nigeria] & ICF International, 2019) by the DHS (the data owners and originators) have erased the effect of such recall bias.

### **1.9 Delimitations of the Study**

The delimitations of this study include physical and no-physical injuries that are not related to violence were excluded. Also, only the women of reproductive age in Oyo State, Nigeria were included

### **1.10 Theoretical Review**

Women have been oppressed for too long in both the home front and outside the homes. In some cases, the abuse and oppression against women started when a child is

born and turns out to be a female. Especially in Africa setting, most parents have a higher preference for male births. Much more worrisome is that mothers often prefer male child to female child. The abuse, oppression and violence continue as the children grow whereby male children are sent to school at the expense of female children. This act is also visible at workplaces and in marriages where women are seen as lesser human beings!!! One of the theories that have underpinned this behaviour and practice against the womenfolk is the feminist theory.

### **1.10.1 Feminist Theory**

This study is guided by the feminist theory. The feminist theories and the feminist movements have reiterated that knowledge which ultimately affects practices and attitude of people are not merely neutral or objective. It is believed that knowledge about the interrelationship among human being is engendered by the knowledge which makes people have a dominant perspective and behaviour in society, which was the male one (androcentrism). Knowledge has then been masked by specific historical, political, social and personal conditions on which it was reported and thereby made a supposedly clear and evident gender differential not to be visible.

#### **1.10.1.1 Proponents of Feminist Theory**

The proponents of this theory, that is the feminist epistemologies, believed that “knowledge is dynamic, relative and variable and that it cannot be considered an aim itself but a process”(Camarasa & Heim, 2007). The proponents believed that this approach has led to ethical concern on how the males have consistently and unethically dominated the women. This gave birth to feminist ethics.

#### **1.10.1.2 Assumptions of Feminist Theory**

The feminist ethics was orchestrated to formally make a diligent revision, reformulation, or rethinking as well as reworking of those aspects of traditional western ethics that had hitherto and summarily diminished, depreciates or devalues women's moral experience both at home and in the secular world. Several feminist philosophers including Alison Jaggar faulted the traditional western ethics for its inability to uphold the dignity and right of women in at least five distinct ways.

Firstly, the traditional western ethics showed little or no concern for women's rights, interests and privileges compared with their male counterparts. On the second note, the traditional western ethics believed that the problems that may arise in the “private world”, including the routine chores carried out by women such as meal preparations, house cleaning and care for the children, aged people and the sick persons, are morally uninteresting and unrewarding. Thirdly, the old ethics suggested that an average woman is not as morally developed as his male counterpart.

Fourthly, the traditional western ethics overvalues the traditionally and culturally masculine traits like independence, autonomy, separation, mind, reason, culture, transcendence, war, and death, and at the same time undervalues the traditionally and culturally feminine traits such as interdependence, community, connection, body, emotion, nature, immanence, peace, and life; which gives men upper hand and predisposes man to overreaching attitudes and practices against the women. On the final note, the philosophers noted that the western traditional ethics has more or less favoured and approved of culturally masculine ways of moral reasoning that emphasize rules, universality, and impartiality over culturally feminine ways of moral reasoning that emphasize relationships, particularity, and partiality (Bola, 2016).

The thinkers in the feminist tradition have emphasized the importance of the experiences of women, widows, children and other marginalized and vulnerable groups to ethical deliberations. The feminist approach has contributed meaningfully in its principle of care as a legitimately primary ethical concern. The feminist ethics is rather about the totality of human life and how this life comes to influence the way decisions are made about what is right and what is wrong especially when men deal with the opposite sex. This is in contrary to the postulations of the justice approach.

### **1.10.1.3 Applications of the Theory to Violence against Women**

Considering the postulations of this theory, the current study is premised on the fact that there exist gender inequalities in all human endeavours. The promotion of women's rights, interests and issues, is the common basis of the feminist studies and their epistemological concerns, even though there are multiple meanings of gender and the concept of gender itself has been criticised (Godenzi, Breines, Connell, & Eide, 2000).

VAW constitutes a violation of the rights and fundamental freedoms of women and impairs their enjoyment of those rights and freedoms. VAW is imminent as it has many expressions. Also, new forms of violence may arise as changes occur in the development of social changes and social dynamics; VAW has multiple and multidimensional effects, but all of them have the common denominator of being gender-based and has overreaching consequences; According to the perspectives of the feminist proponents, the best way to evaluate perpetration of VAW, its type, forms, its perpetrators and its consequences is through the accounts of the women, hence this evaluation study. The study used the tenets of the theory to identify the independent variables that predispose and put women at risk of violence.



Different theories and models have been proposed to provide an insight into the interrelationship among these factors. Most paramount among these models and theories is the ecological model offered by the World report on violence and health. The ecological model was designed to link and help understand the root causes and risk factors of violence. The model identified the individual, relationship, community, and societal levels as very strategic for risk and protective factors (Astor et al., 2006). The model has been used by the Centres for Disease Control, USA (Campbell, Dworkin, & Cabral, 2009; CDC, 2019).

The individual-level consists of the personal history and biological factors such as early developmental experiences, demographics etc which affects how individuals behave and how such behaviours increase peoples chances of becoming a victim of violence or a perpetrator of violence. Among the demographics are age, education, income, and also the psychological or personality disorders, substance abuse, and history of behaving aggressively or having experienced abuse. The relationship level is made up of a personal relationship with people either by marriage, peers, family, friends, and intimate partners may influence the risks of becoming a victim of violence or perpetrator of violence.

The community-level covers all the social relationships occurring in places such as social gatherings, schools, neighbourhoods and workplaces have a great influence on violence. Among the community-level risk factors are mobility, level of unemployment, population density and perhaps the existence of a local drug or gun trade. The societal factors are the factors that either encourage or inhibit violence in society. They comprise of the economic and social policies that determine the level of socioeconomic inequalities among people, the availability of weapons, availability of laws against

violence, enforcement of laws against violence, social and cultural norms on male dominance over women, parental dominance over children, etc.

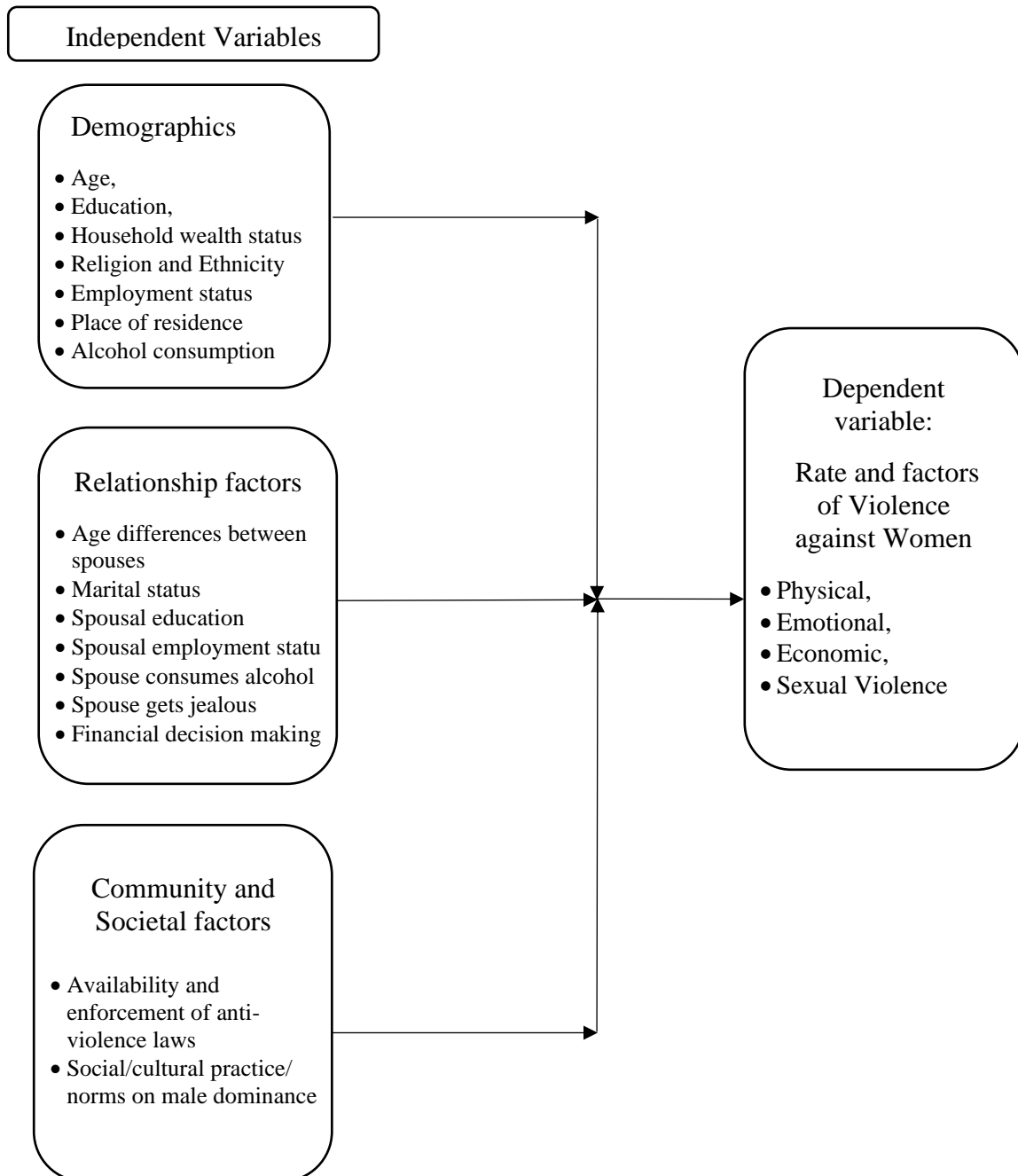
Therefore, the Feminist theory was used to draw the conceptual framework that connected the independent variables with the dependent variable in this study.

### **1.11 Conceptual Framework**

The conceptual framework for this evaluation study is based on the ecological model for the prevention of violence. The model provides a framework for understanding how risk and protective factors interrelate and predisposed individuals to the risk of violence. There are predisposing and enabling factors that either increase or reduce the risk of violence. According to the ecological model on prevention of violence, the individual-level factors and the personal relationship factors can be grouped as the predisposing factors while the community and the societal factors are the enabling factors (Astor, Marachi, & Benbenishty, 2006; RTI International, 2016). However, the individual factors often lead to and embedded in one's relationship factors which are members of communities. These factors are then enabled or otherwise by the practices condoned by the society at large. All these factors affect the risk, perpetrator, frequency, type, nature and dimension of violence been perpetrated as shown in Figure 1.1.

Independent variables such as respondents' age, education, household wealth status, religion, ethnicity, substance abuse/ alcohol consumption, marital status, employment status and place of residence were be sourced from the secondary data. The key-informant interviews and focus group discussions were used to identify independent variables such as age, education, religion, ethnicity and place of residence

support for gender inequalities, availability/enforcement of anti-violence laws, social/cultural norms on male dominance as shown in the conceptual framework.



**Figure 1.1: Conceptual framework for evaluation of violence among women and girls**

## CHAPTER TWO

### LITERATURE REVIEW

#### 2.1 Introduction

This chapter details the theoretical theory that underpins this study and the empirical facts about violence in the continent of Africa and the World. The scourge of VAW has always been at the forefront of global public health challenge for a long time. It is a fundamental human right challenge and has constituted social, clinical health as well as public health dilemma (Abuya, Onsomu, Moore, & Piper, 2015; Bamiwuye & Odimegwu, 2014; Begum, Dwivedi, Pandey, & Mittal, 2010; Black et al., 2011; Goo & Harlow, 2017; Pollitt et al., 2013; Salazar & San-Sebastian, 2014; Thomson, Bah, Rubanzana, & Mutesa, 2015; WHO, 2013b). Literature is replete that VAW has remained prevalent despite several interventions to tame it (Bamiwuye & Odimegwu, 2014; Garcia-Moreno, Jansen, Ellsberg, Heise, & Watts, 2006; WHO, 2013b).

#### 2.2 Empirical Review

The development of existing gender policy and the strengthening of new ones in African countries to protect the rights and promote the health of women, notwithstanding, VAW remains a menace to the health and wellbeing of African women (National Gender Policy, 2006). This can be attributed to unfavourable sociocultural norms that presuppose African women as inferior to their male counterparts (Bola, 2016). To worsen the already precarious situation, a very high number of Africa women believes that the physical violence or assault of a woman by her husband or partner is justified and acceptable (National Population Commission (Nigeria) and ICF International., 2014). This has hitherto limited the reporting of and punishment for spousal violence.

### **2.2.1 Socio-Demographic Characteristics and Elimination of all forms of Violence against Women**

A WHO multi-country study estimated 14-61% and 6-59% prevalence for physical and sexual violence respectively (World Health Organization, 2013). Increase in the occurrence of VAW in the sub-Saharan Africa (SSA) region, especially in Nigeria, the largest country in Africa, is replete in the literature (Bamiwuye & Odimegwu, 2014; Roman & Frantz, 2013). A recent study by Bamiwuye et al. showed that about 3 of every 10 women had experienced spousal violence in Nigeria, with 45.3% in Kenya and 45.5% in Mozambique (Bamiwuye & Odimegwu, 2014). A meta-analysis of 141 studies from 81 countries showed that the lifetime exposure to domestic violence among women was relatively high with 65.6% in central SSA, western SSA (41.8%) and South Asia (41.7%)(Devries et al., 2013).

The likelihood of being a victim of sexual violence is highest among females younger than 16 years but lower in the developed countries (Blondeel et al., 2018; Puri, Frost, Tamang, Lamichhane, & Shah, 2012). A 2001 Kenyan survey among young people aged 10-24 years in Nyeri, Kenya, showed over 20% and 10% of the sexually-experienced young women and men respectively had had non-consensual sex mostly perpetrated by their intimate partners (Speizer, Fotso, Davis, Saad, & Otai, 2013). Also, sexually active women in casual relationships were more likely to experience sexual violence than married women and the violence among unmarried women (Kouyoumdjian et al., 2013).

Studies conducted in South Africa, Kenya, Ghana, and Uganda have found the prevalence of coerced sex ranged from 14% in rural Uganda to 32% in urban Capetown (Ogunbode et al., 2014). A study conducted among school-going youths across 10 southern African countries between 2003 and 2007 found 19.6% of female students and

21.1% of male students aged 11-16 years reporting forced or coerced sex (Sivaram, Davis, Solomon, & Celentano, 2011). About every one of females in Ghana reported that their first sexual intercourse was forced on them without their consent (Wrigley-asante, Owusu, Oteng-ababio, & Owusu, 2016).

Across the globe, non-consensual sex and other forms of sexual abuse are prevalent in most cultures of the world. Women are been sexually molested in every setting by males (Puri et al., 2012; United Nations Women, 2013). In addition, the prevalence of domestic violence differed across different settings. While sufficient evidence showed that domestic violence happens everywhere in the world, disparities exists in its prevalence among low and middle-income countries (LMIC) as well as high-income countries. For instance, 15% to 71% of ever-married women have ever been abused either physically or sexually by their intimate partner (Heise L, 2002).

A WHO multi-regional study on the prevalence of lifetime sexual and/or physical spousal violence among ever-married women showed a 30% lifetime experience (World Health Organization, 2013). Lifetime experience of sexual and/or physical spousal violence was highest among ever-married women in the LMIC in the WHO South-East Asia, Eastern Mediterranean and African regions with 37.7%, 37.0% and 36.6% respectively, compared to 23.2% found in the high income countries (World Health Organization, 2013).

Globally, it is estimated that a third of women experience physical or sexual violence (Deering, Amin, Shoveller, & Nesbitt, 2014). Lifetime history of sexual coercion in women in the US and Germany was about 13% (Semahegn & Mengistie, 2015). A multi-country study across 10 economically and culturally diverse countries found that experience of physical and sexual violence by an intimate partner among

women ranged from 4% in Japan to 53% in Ethiopia within 12 months preceding the data collection (Krug, Mercy, Dahlberg, & Zwi, 2002). Also, 63% of the sex workers in Chennai reported experiencing forced sexual act within three months preceding an Indian national survey in 2010 (Sivaram et al., 2011). According to Black et al., the outcome of the most recent national survey carried out by the United States CDC, showed that over a third of women in the United States have been physically assaulted, sexually assaulted, and/or stalked by an intimate partner one time or the other (Black et al., 2011).

### **2.2.2 Relationship factors and Elimination of all forms of Violence against Women**

The causes of violence could either be described as risk factors and protective factors. The risk factors are the reasons for violence. Risk factors are those characteristics or exposures of individuals that increase their possibility of becoming either a victim or a perpetrator of violence. For instance. Being isolated socially or been a consumer of alcohol predisposes people to violence either as a victim or a perpetrator (Gupta et al., 2014; Stark et al., 2017). The protective factors are those characteristics that reduce the likelihood of individuals to be exposed to the risk of violence and by extension to its consequences. An example may be an inclination to religion sect (Allais, 2011; Nguyen, Shiu, & Farber, 2016).

Literature has identified the risk factors of domestic violence to include age at marriage or cohabitation, religion, education, place of residence and household wealth quintile and employment (Bamiwuye & Odimegwu, 2014; Roman & Frantz, 2013; Thomson et al., 2015; World Health Organization, 2013). A recent WHO multi-regional study showed that the prevalence of domestic violence among ever-married women was 30% among women aged 15-19 years, suggesting that IPV starts early in life. The

prevalence was higher (over 36%) among older women (World Health Organization, 2013). Another multi-country study in SSA linked the higher prevalence of VAM to higher household wealth quintile in Mozambique while the reverse was the case for Kenya as women from poorer households were more probable to suffer domestic violence (Bamiwuye & Odimegwu, 2014).

However, just like any other health outcome, there is no single factor that can explain why some people and groups are more exposed or more protected from violence. Rather, violence can be seen as the outcome of a complex interaction of several factors that are often operating at different levels of human endeavours.

The risk of violence was higher among younger, ever-married women than the older women (Eldoseri & Sharps, 2017; Izugbara, 2018; Volpe, Hardie, Cerulli, Sommers, & Morrison-Beedy, 2013; World Health Organization, 2013). Heise et al had already reported that both adolescents and young women are especially at risk of violence which aggravates their preponderance and susceptibility to HIV infection and other developmental vulnerabilities (Heise, 2016).

The risks of FDV were higher among women of the same age or younger than their spouses (Adebowale, 2018; Akpanta, Okorie, & Kanu, 2017; Izugbara, 2018). A higher risk of violence among women that got married at younger ages has been documented (Izugbara, 2018). Differences in levels of prevalence have also been found across the marital status of women with the separated and divorced women having higher odds (Anderberg, Mantovan, & Sauer, 2018; Edwards, 2015; Wong et al., 2016). These differences have been attributed to the reason why women got separated and divorced as violence could have ignited marital failure (Nawa, 2019). Also, an earlier



study had established an association between women employment and the risk of domestic violence (Semahegn & Mengistie, 2015).

Educational levels among women have been associated to the risk of violence (Eldoseri & Sharps, 2017; Leite, Amorim, Wehrmeister, & Gigante, 2017; Thomson et al., 2015; Umubyeyi, Mogren, Ntaganira, & Krantz, 2014), with higher odds among women with only primary or secondary education. A study carried out in South India reported a higher prevalence of violence among rural residents (George et al., 2016). Similar findings are available in the literature (Adebowale, 2018; Edwards, 2015; Strand & Storey, 2019). The risk of violence was higher for a woman whose partner consumes alcohol and/or whose husband gets jealous when she talks with another man than for a woman whose partner do not have any of this behaviour (Abramsky et al., 2011; Oxfam International, 2018; Quit Alcohol, 2019).

According to the consensus reached at the end of the Fourth World Women's conference, in Beijing in 1995, VAW was described as “an act of violence based on gender, which may result or results in physical, sexual or psychological/emotional harm, including threats, coercion or arbitrary deprivation of liberty, in either private or public life”(Platform for Action, 1995). In essence, VAW is a Gender-Based Violence (GBV). The word “gender” has been construed in most societies to be determined or at least influenced by the roles, privileges, rights, representations, expectations and values assigned to each sex. This obvious socio-cultural construction of what is feminine and masculine places men and women in different and opposite positions in society.

VAW should be understood as “*a manifestation of the historically unequal power relations between men and women, which have led to domination over and discrimination against women by men and to the prevention of women's full*

*advancement*” (Platform for Action, 1995). Thus, GBV could be simply put as violence is perpetrated against women just because the victims are women. It is worth noting that women and girls experience GBV over their lifespan. VAW may occur at homes, schools, churches, workplaces, public spaces and other therapeutic settings.

Although there are several dimensions of GBV, this study focussed on physical, emotional/psychological, sexual and economic/financial violence. Physical violence is a result of intentional or negligent action or omission against the woman’s body which may result or results in physical injury. Psychological violence is any kind of intentional action or omission, that could be in form of threats, humiliations, vexations, exigencies of obedience or submission, verbal coercion, verbal abuse, isolation, stalking, deprivation or limitation of liberty, that may result or actually results in psychological suffering, harm or self-esteem dismissing.

Sexual violence consists of all forms of exhibition, surveillance or any behaviour of sexual nature imposed to the women without her express consent, through force, deceit, coercion, intimidation, emotional manipulation, stalking, etc. and or with the independence of the relationship between the victim and the violence perpetrator. Economic/financial violence relates to all forms of intentional or unjustifiable deprivation or limitation of economic resources of the woman or her family, which may result or actually results in physical or psychological damages, injuries or sufferings on the woman or her children.

However, the relationship context of which GBV occurs varies. They include partner, family, workplace, social and community context. Partner relationship context refers to all physical, psychological/emotional, sexual or/and economic/financial violence against the woman, caused by her partner or her ex-partner, as well as by a

person who has or has had a similar relationship with the woman. The family context includes physical, psychological/emotional, sexual or/and economic/financial violence against the woman or/and her children, caused by the members of the family that are not partners of a woman but conditioned by the effective and emotional family relationships.

Also, the workplace context consists of physical, psychological/emotional, economic/financial or sexual violence that usually, but not only, of the form of the so-called the “sexual harassment” against a woman in her work or vocational training, with the purpose of bringing down her dignity, and throughout the creation of an intimidating, hostile, degrading, humiliating, offensive or disturbing environment. The social or community context consists of physical, psychological/emotional or sexual VAW, like sexual aggression (rape and any other sexual aggression in which sex is the weapon to demonstrate the power of the men over women), sexual harassment, forced marriage, genital mutilation, sexual slavery, trafficking in women, crimes against sexual and reproductive rights, etc. It also includes any other kind of VAW based on gender with the purpose of attempting their dignity, integrity or freedom.

The consequences of violence are enormous. It can lead to adverse physical, mental, psychological/emotional, social, economic/financial abuse and outcomes. In some cases, it affects sexual and reproductive health outcomes (Zakar, Zakar, Mikołajczyk, & Krämer, 2012). In particular, studies have shown that sexual violence is strongly associated with HIV/AIDS (Puri et al., 2012; United Nations Women, 2013) as well as causing chronic pain, infection, and infertility, traumatic gynaecological fistula. Sexual violence may result in loss of pregnancy, miscarriage or forced abortion, each of which carries its own risk (Bola, 2016; Fagbamigbe, Adebowale, & Morhason-Bello, 2015).

In Nigeria, domestic violence has been linked to an increase in the incidence of miscarriages, induced abortions and stillbirths (Okenwa, Lawoko, & Jansson, 2011).

More so, literature is replete on the fact that VAW often cause sexually transmitted infections, unwanted pregnancies, forced abortion, gynaecological complaints, low body mass index infant and child mortality are possible adverse effects of spousal violence on women's reproductive health (Abuya et al., 2015; Begum et al., 2010; Black et al., 2011; Goo & Harlow, 2017; Pollitt et al., 2013; Salazar & San-Sebastian, 2014; Thomson et al., 2015; WHO, 2013b). The psychological implications are equally severe. Violence victims experience severe trauma and depression, long-term disease, sometimes leading to suicide (Allais, 2011; Fowler & Faulkner, 2011; Sivaram et al., 2011). In addition, some victims turn to alcohol or other drugs to cope with their victimization (Fowler & Faulkner, 2011).

Gender-based offences help to enforce, perpetuate and sustain gender inequality. While it makes the abusers and perpetrators feel like masters or semi-gods, it reduces the victims, mostly women, to lesser persons, worth less than others and as persons who cannot exercise control over their lives, their income, their bodies and their movement. All these have grave consequences on the victim's education, health, attainment, employment and participation in social and political life (Allais, 2011; Gupta et al., 2014; Ogunbode et al., 2014).

A growing body of literature indicates that millions of children who witness abuse against their mothers, in which some of them are also abused, and even when they are not the targets of the abuse, are at risk for maladjustment in the present and the future when compared to children who have not been exposed to such violence (Graham-Bermann, Howell, Lilly, & DeVoe, 2011). This may lead to emotional and behavioural

reactions such as somatic complaints, behavioural problems, withdrawal and depression of varying degrees.

### **2.2.3 Societal Factors and Elimination of all forms of Violence against Women**

Husbands and sexual partners have been identified in the literature as the main perpetrators of VAW. Shanko et al found that 70.3% of the perpetrators of violence are partners (husbands) (Shanko, Wolday, Assefa, & Aro, 2013). For several decades, the countries of the world have put efforts in scaling down the rate of VAW in their domains and ensure that perpetrators are punished. However, such efforts might have suffered a setback as a result of communal and society norms especially in Africa that put and regard women as unequal and below men in all ramifications (Bola, 2016). In Nigeria, just as in many other parts of Africa, several studies and reports have revealed a “shockingly high” level of VAW (National Population Commission [Nigeria] & United Nations Population Fund, 2014). For instance, Arisi et al. reported that “women are considered as tools to be used by men. They are regarded as objects to be used for pleasure, temptation and elimination.

In Nigeria, a man will beat his wife and nothing will happen, instead [he] will expect her to go on her knees and beg him” (Arisi & Oromareghake, 2011). One can, therefore, conclude that the “acceptance of this practice reflects women’s low status and the perception that men are superior to women. In addition to adverse physical health outcomes, this form of violence lowers a woman’s self-esteem and her image in society, leading to her disempowerment” (National Population Commission (Nigeria) and ICF International., 2014).

Several efforts are being taken both internationally and within Africa, continent to eradicate VAW. While some are in the form of campaigns and town hall meetings, some efforts are in terms of enacting and enforcement of laws to uphold the right, values

and place of women in the society. The 1994 International Conference on Population and Development declared that “advancing gender equality and equity and the empowerment of women and the elimination of all kinds of VAW, and ensuring women’s ability to control their fertility are cornerstones of population and development-related programs” (United Nations, 1994). Fight against violence is one of the outcomes of women’s empowerment, which encompasses women having a sense of value, dignity, ability, self-worth, access to opportunities and resources, choices and the ability to exercise them, control over their own lives, and as well as influence over the direction of social change.

Most African countries are signatories to almost all the international conventions on human rights, women’s rights, and children’s rights, as well as to agreements on international goals regarding education, health, and poverty eradication (ICF International Inc., 2012; National Bureau of Statistics Tanzania and ICF - Macro, 2011; National Population Commission (Nigeria) and ICF International., 2014). For instance, Nigeria launched a national gender policy to promote gender equity and sustainable development in 2007 (National Population Commission [NPC] and ICF Macro, 2009) as a signatory to the Convention on the Elimination of All Forms of Discrimination against Women (CEDAW), adopted in 1979 by the United Nations General Assembly.

The government of Kenya had proposed Vision 2030 in 2007 to bring overall prosperity to all Kenyans with increased quality of life and by an extension of gender equality (Government of Kenya, 2007). In the economic pillar of the Vision 2030, both men and women have been admitted and employed in the sector but little is known if women now have a sizeable contribution to the sector. Also Agricultural, retail marketing, manufacturing activities and outputs have increased tremendously but the odds are still against the women in these sectors.

Young persons have embraced the business process offshoring (BPO) but it presents more opportunity to the male folks compare with female counterparts. According to the 7<sup>th</sup> review on efforts to attaining CEDAW, more men than women are engaged in financial services and are at advantage of getting access to financial aids (Ministry of Gender Children and Social Development Kenya, 2009). Under the social pillar, the strategy was to use advancement and re-engineering of education and training, health, water and sanitation, the environment, housing and urbanization, gender youth and vulnerable groups, equity and poverty elimination, science, technology and innovation to ensure a peaceful and Kenya. However, little has been achieved in this regard as far as gender equality is concerned. Men have benefited under this strategy more than women. Women had a lower capacity to invest and uptake the challenges listed under this strategy. Kenya is not as peaceful as desired, right of women and children have been trampled upon.

### **2.3 Summary of the Reviewed Literature**

The theoretical theory that underpinned this study and the empirical information on the perpetration of VAW both within and outside Africa show that there is a need for multi-sectoral efforts to combat the menace. Evaluation of where Africa stands in the United Nations' tolerance for VAW and gender inequality is one of the approaches and efforts to enable the stakeholders to have evidence-based information, hence this study.

### **2.4 Knowledge Gap**

Although a pocket of literature has documented the outcomes of efforts to halt violence as well as the prevalence of VAW in some countries in Africa (Bola, 2016; Graham-Bermann et al., 2011; Women Safety Services, 2019), What is not known is what the experience and the outcomes are in Oyo State, Nigeria. Therefore this study

provided evidence-based documentation of the prevalence of VAW in Oyo State, Nigeria and the outcomes of efforts to halt VAW. The study also identified the reporting and help-seeking behaviour among victims of violence and the main perpetrators of VAW and determine the factors associated with and the barriers to eradication of VAW in Oyo State, Nigeria. In addition, the current study assessed the societal values on VAW, identify barriers to stoppage of violence and also assess the available laws on VAW and its enforcement.



## **CHAPTER THREE**

### **RESEARCH DESIGN AND METHODOLOGY**

#### **3.1 Introduction**

This chapter presents the research design adopted for this study, the location of study, the target and study populations as well as sampling procedures and the inclusion and exclusion criteria. The data collection methods, data management, and analysis procedures ethical considerations were presented.

#### **3.2 Research Design**

A mixed-method design was used in this evaluation research. The design comprises of mainly qualitative approach and also quantitative approach were used. The design encompasses both cross-sectional collections of both qualitative and quantitative data. The quantitative part of the study was retrospective using secondary data of the most recent DHS in Nigeria (National Population Commission(NPC)[Nigeria] & ICF International, 2019). The qualitative data focussing on the research objectives were collected using FGD, key-informant interviews and document reviews in Nigeria. In addition, the data collected during the most recent universally conducted Demographic and Household Survey by ICF Macro, United States for the developing countries was used to address all the study objectives.

#### **3.3 Research Site and Rationale**

This evaluation research was carried out in Oyo State, Nigeria. The study site was purposively selected due to its historical and administrative relevance in South-West Nigeria. Ibadan is the capital and most populous city in Oyo State, in the South-Western part of Nigeria. Oyo State has over 6 million inhabitants. The state has three senatorial districts which are further divided into local governments as shown in Appendix 4.

### 3.4 Target Population

The target population is the women of reproductive age. That is those aged 15-49 years across Oyo State, Nigeria. There are about 2.5 million of reproductive age in Oyo State(National Population Commission(NPC)[Nigeria] & ICF International, 2019). Due to the large size of data to be used, there is a fair distribution of women by age, rural-urban location and education. However, the characteristics were stratified in the analysis to ensure comparison.

### 3.5 Study Sample

#### 3.5.1 Sample Size

Two FGDs was conducted among women aged 15 to 49 years, one each in the rural and urban areas. Two KIIS were conducted with two senior officials of the Ministry of Women Affairs, Oyo Stata, Nigeria.

For the secondary data, using an African violence average prevalence of 20%, 5% margin of error,  $X^2 = 3.841$ ,  $N = 2,500,000$  and adopting the Krecie and Morgan(Krejcie & Morgan, 1970) formula for sample size estimation, the minimum sample size is 384.

$$n = \frac{X^2 * N * P * (1 - p)}{d^2 * (N - 1) + X^2 * P * (1 - p)} = 384$$

However, of the three hundred and forty eight (348) women from Oyo state who participated in the Nigeria DHS 2018, and were interviewed on violence-related issues only 300 provided valid responses. So the quantitative analysis were based on the responses of the 300 respondents.

The selected respondents were informed that the questions to be asked are very sensitive and were reassured regarding the confidentiality of their responses. Similar procedures were followed in each of the countries. The procedure ensured the accuracy,

validity and reliability of the data. The details of the 2018 Nigeria DHS report has been published (National Population Commission (Nigeria) and ICF International., 2014). All the respondents selected for the questions on VAW in the surveys conducted by the ICF Macro in each of the countries were analysed in this study

### **3.5.2 Sampling Procedures of the DHS Survey**

The ICF Macro uses the same sampling strategies in all the countries where the DHS were carried out. Typically, clustered multistage sampling in which case all regions/zones are involved, then states/provinces are first selected the regions/zones, then districts/local governments selected from the states/provinces, and then the selection of wards/enumeration areas which are generally referred to as the clusters from which the households where the women lived were finally selected. A woman, aged 15-49 years, each is selected from each already selected households. The clusters were used as the primary sampling units in the data analysis.

The Nigeria DHS 2018 adopted a stratified probability two-stage sampling procedure to select a representative sample of women across Nigeria. The sampling design utilized the sampling frame of enumeration areas (EA) that were obtained from the 2006 population census of Nigeria. The EAs were primary sampling units. Each state of Nigeria, including Oyo state, was first stratified into urban and rural EAs. Then, within each state, samples were selected independently in every stratum through a two-stage selection. Implicit stratifications were achieved at each of the lower administrative levels by sorting the sampling frame before sample selection according to administrative order and by using a probability proportional to size selection at the first sampling stage.

At the first stage, 38 EAs were selected with probability proportional to the size of the EAs. Then, a household listing operation was carried out in all selected EAs, and the resulting lists of households were used as the sampling frame for selection of households in the second stage. In the second stage, an equal number of 30 households were selected in every cluster by an equal probability systematic sampling. An eligible woman was then interviewed in each selected households. In Oyo state, 1260 households were allocated from 42 clusters of which 1,194 women were identified for interview. Detailed sampling details have been documented (National Population Commission(NPC)[Nigeria] & ICF International, 2019).

### **3.6 Data Collection**

#### **3.6.1 Data Collection Instruments**

##### **3.6.1.1 Secondary / Quantitative data**

The quantitative data were downloaded from the website of ICF Macro ([www.dhsprogram.com](http://www.dhsprogram.com)) in Stata format. The variables related to the study were retained while others were discarded. The questionnaires and approval to use data are shown in Appendix 1 and 2.

##### **3.6.1.2 Primary/Qualitative data**

Qualitative data were collected using FGD, key-informant interviews and document reviews in Nigeria. The discussants were selected from the pool of women aged 15-49 years. The interviewees in the KII were selected from among the senior staff of the Ministry of Women affairs officials in Nigeria. The interview and discussion guides were developed and used throughout qualitative data collection. The interview guide and approval to collect data are shown in Appendix 1 and 2.

### **3.6.2 Piloting of Research Instruments**

The developed interview and FGD guides were piloted among carefully selected individuals that have similar characteristics with the targeted participants for the final data collection. The participants for the pilot study were selected in enumeration areas that were not selected for the final data collection. While lessons learnt during the pilot study were used to improve the data collection tools, any challenges and other issues emanating from the study were adequately addressed.

### **3.6.3 Validity of Findings**

The findings of this study were valid as internationally standardized questions by Straus et al. on the assessment of VAW were used to collect the secondary data by qualified and trained data collectors and supervisors (Straus, 1990). Besides, the sampling procedure ensured that the findings are generalizable and valid. In addition, the research assistants for the collection of the qualitative data were recruited to serve as data collectors and supervisors. They were trained before data collection to maintain data quality.

### **3.6.4 Reliability of Research Instruments**

The outcome of the interview and FGD sessions was transcribed verbatim. To ensure quality control in coding the data, the research assistants independently read and code the interviews, develop a list of codes. In establishing codes, considerations were given to only the major themes. The research team discussed the code names, resolved any discrepancies and arrived at an agreed code which was used to analyse the data. All related codes were grouped into categories, each under a major node heading, while the individual sub-themes were transformed into free nodes under these headings. Inter-rater test of reliability was used to assess how different people responded to the same question. A piloted shortened, modified version of the Conflict Tactics Scale was used

in all the three surveys (Straus, 1990). The interviewers received special training before pretesting of the questions on domestic violence. The training focused on techniques in asking sensitive questions, ensuring privacy and building rapport between interviewers and respondents. In addition, the details of the sampling procedure of respondents for the violence-related questions is available at [www.dhsprogram.com](http://www.dhsprogram.com).

### **3.6.5 Data Collection Procedures**

#### **3.6.5.1 Primary/Qualitative Data**

Two FGDs of 8-12 participants each were conducted in rural and urban areas in the Oyo State of Nigeria. The discussants were selected using "purposive" sampling. This ensured that the discussants belong to the target population for the study who were able to provide the needed information. The focus group discussants were women with similar characteristics who share a similar background so they can discuss more openly. The two homogeneous groups provided data needed for the study,

Also, two KII were conducted with two randomly selected officials of the Ministry of Women Affairs, Nigeria. The informants were purposively selected among the senior officials of the ministry. This enabled the sourcing of information from the right channels. The informants were people in positions of power and authority, and with technical skills who are knowledgeable of the subject matter.

#### **3.6.5.2 Secondary / Quantitative Data**

The ICF Macro used a semi-structured interviewer-administered questionnaire to collect information from the women aged 15-49 years in each of the countries. According to the protocols of the ICF Macro surveys, the questionnaires were transcribed to local languages in each of the countries and transcribed back into English for easy understanding of the participants and to ensure completeness and accuracy.

Data were collected on the participants' background characteristics and experience of any form of violence.

A piloted shortened, modified version of the Conflict Tactics Scale (Straus, 1990) was used in all the three surveys. The interviewers received special training before the pilot and pre-test of these questions on domestic violence. The training focused on how to ask sensitive questions, ensure privacy, and build rapport between interviewer and respondent. Rapport with the interviewer, confidentiality, and privacy are all keys to building respondents' trust so that they can safely share their experiences with the interviewer. Similar protocols were used for the three surveys with particular care on the domestic violence question administrations.

### **3.6.5.3 Variables**

Any ever-married woman who answered in affirmative to at least one of the questions was considered to have experienced domestic violence (National Population Commission (Nigeria) and ICF International., 2014). The outcome variable is whether a woman had experienced violence or not. Based on existing literature (Bamiwuye & Odimegwu, 2014; CDC, 2019; Roman & Frantz, 2013; Thomson et al., 2015; Umana, Fawole, & Adeoye, 2014; World Health Organization, 2013) and the theoretical framework adopted for this study, the independent variables include the age of the respondents used as a proxy for birth cohorts (15-19,20-24,25-34,35-49 years), respondent and spouses educational attainment (none, primary, secondary, and higher education), religion (Christianity, and Islam), wealth index of respondents' households (poorest, poorer, middle, richer and richest), residence (rural or urban) and respondent and spouses employment status (employed or unemployed), ethnicity, whether husbands consume alcohol or not, and whether husband gets jealous or not when the wife discusses with other men, financial decision making amongst others.

Qualitative data focussing on the research objectives were collected using FGD, key-informant interviews and document reviews in Nigeria. Such data were collected using interview and discussion guides. The interview and discussion guides were developed based on the conceptual framework and were used throughout qualitative data collection. The KII with Ministry of Women affairs officials focussed on the participants' perception of the initiatives of the government and non-governmental organizations in curbing the menace of VAW in Oyo State, Nigeria. A sample guide of the qualitative data collection guide is shown in Appendix I. The following independent variables were collected: age, education, household wealth status, religion, ethnicity, employment status, place of residence, alcohol consumption, violence perpetrators, place of violence, marital status, spousal education, spousal employment status, spouse consumes alcohol, the spouse gets jealous when wife discuss with another man, financial decision making, availability and enforcement of anti-violence laws, social/cultural practice/ norms on male dominance and experience of conflicts/insecurity.

#### **3.6.5.4 Identification of occurrence emotional violence**

To determine whether an ever-married woman have experienced emotional violence before the survey dates, each selected female respondent was asked to indicate if she had: ever been humiliated by husband/partner; ever been threatened by husband/partner; and ever been insulted by husband/partner; An affirmative response to one of any of the above questions constitutes an experience of emotional violence

#### **3.6.5.5 Identification of occurrence physical violence**

To determine whether an ever-married woman has experienced physical violence before the survey dates, each selected female respondent was asked to indicate if she had: ever been pushed or shook or had something thrown by husband/partner at her:



ever been slapped by husband/partner; ever had arm-twisted or hair pulled by husband/partner; and ever been punched with the fist or hit by something harmful by husband/partner.

Furthermore, such a woman was asked to indicate if she had: ever been kicked or dragged by husband/partner; ever been strangled or burnt by husband/partner and ever been threatened with a knife/gun or other weapons by husband/partner. An affirmative response to one of any of the above questions constitutes an experience of physical violence

#### **3.6.5.6 Identification of occurrence sexual violence**

To determine whether an ever-married woman has experienced sexual violence before the survey dates, each selected female respondent was asked to indicate if she had ever been physically forced into unwanted sex by husband/partner; ever been forced into other unwanted, sexual acts by husband/partner; ever been physically forced to perform sexual acts the respondent didn't want to.

An affirmative response to one of any of the above questions constitutes an experience of sexual violence.

#### **3.6.5.7 Identification of occurrence financial violence**

To determine whether an ever-married woman have experienced financial violence before the survey dates, each selected female respondent was asked to indicate if she had: participated in decision-making on how your earnings are spent; and participated in decisions on large household purchases

An affirmative response to one of any of the above questions constitutes an experience of financial violence. For each of these questions, the respondents were

asked if the violent act was during the 12 months before the survey. An affirmative response was taken to be a recent occurrence of such violence.

#### **3.6.3.8 Identification of occurrence domestic violence**

A respondent who has at least one of emotional, physical, sexual and financial violence is adjudged to have experienced domestic violence.

### **3.7 Data Analysis and Presentation**

All the discussion and interview extracts were transcribed verbatim develop a list of codes. Considerations were given to themes that were present in the majority (over 50%) of the interviews Nvivo 13 software were used to analyse the qualitative data obtained during the key informant interviews and focus group discussions. The analysis was done based on keywords that spring up within themes and sub-themes of the study. Transcripts from the FGDs and KIIs were analysed with a focus on identifying recurrent, dominant and divergent opinions (Bradley, Curry, & Devers, 2007). The findings were organized around themes and sub-themes of the interviews and discussions.

Quantitative data analysis were done using Stata version 16. Basic descriptive statistics were used to determine the mean, standard deviation, median and interquartile range, frequency and percentage. The levels of prevalence of the different types of violence were compared across the background characteristics of the respondents. Due to clustered multi-stage sampling adopted by the DHS, sampling weights were required for all analysis of the DHS data to ensure the actual representativeness of the survey results at the national levels as well as the domain levels (Croft, Marshall, & Allen, 2018; National Population Commission(NPC)[Nigeria] & ICF International, 2019). The sampling weights were already computed by DHS and came with the data. Therefore all the percentages presented in this work were weighted as required by the DHS. Chi-

square test was used to determine if an association exists between the prevalence of violence and the background characteristics of the respondents. Logistic binary regression was used to identify the factors associated with VAW at  $p=0.05$ . The outcome variable was an experience of violence while the independent variables consist of women age, education, location, employment, religion, ethnicity etc. Tables and charts were used to present the findings from the quantitative study.

### **3.8 Ethical Considerations**

For the quantitative data, ethical approval was sought from the Institutional Review Board at ICF Macro, United States of America. The approvals were granted before the conduct of the survey. Also, informed consents were received from the participants before interviewing them. Approval was obtained from ICF Macro and Measure DHS for permission to use the data for this study.

The ethical approval was sought and obtained from the Oyo State Ministry of Health Research Ethical review committee and informed consent was obtained from the interviewees and the discussants for the qualitative part of the study. Ethical approval is Ref. No. AD 13/479/1697<sup>A</sup> as shown in Appendix 2.

The following essentials of ethical research were ensured. Remain academic; deduce a paragraph to summarize this points; follow the guidelines

**Confidentiality of data:** The names and other personal identifiers of the participants were protected. The data collected would be used strictly for this study and kept strictly confidential.

**Translation of protocol for local languages:** The protocol were translated into local languages for easy understanding of the respondents.

**Beneficence to participants:** The results of the study would be shared with stakeholders in the protection of woman right and values. Such information would be used to strengthen programmes and intervention that would curtail VAW in Africa.

**Non-maleficence:** The data needed for this study poses no harm to the participants in any way.

**Voluntariness:** The participants were informed that their participation is not compulsory and that they can opt-out of the interview/discussion as they deemed fit. And that their wishes would be respected and their non-participation or withdrawal will not prevent them from benefiting from the outcome of the study.

## CHAPTER FOUR

### DATA ANALYSIS AND PRESENTATION OF RESULTS

#### 4.1 Introduction

This Chapter contains the characteristics of all respondents, spouses of the respondents, and experience of violence. First, response rate, the characteristics of the respondents are presented, then the spouses' attitudes were described. This was followed by the prevalence of each type of violence and the prevalence of at least one of the prevalence. Also, the bivariate analysis of factors associated with the occurrence was carried out. The adjusted multiple logistic regression was carried out to determine the factors that significantly contribute to the different types of violence and the prevalence of at least one of the prevalence while controlling for other variables. Lastly, the distribution of perpetrators of violence, physical violence in pregnancy, frequency of physical violence and help-seeking behaviour of victims of violence. In Oyo state, of the 918 women who participated in the study, only 348 were among which 300 provided valid responses.

#### 4.2 Response rate

Of the 348 respondents from Oyo State that were interviewed on violence-related issues, 300 (86.2%) ever-partnered women provided valid responses. The remaining 13.8% eligible for the domestic violence module could not be successfully interviewed either because privacy could not be obtained or they declined. Two key informant interviews and two focus group discussions of 11 discussants each were held between February 17<sup>th</sup> and February 28<sup>th</sup>, 2020. The available documents and records on violence among women were reviewed during the period.

### **4.3 Socio-Demographic Characteristics of all Respondents**

One-fourth of the respondent, 78(26.0%), of the 300 respondents were from the North senatorial district while 113(37.7%) and 109(36.3%) were from the South and Central senatorial districts respectively as shown in Table 4.1. The majority (82.3%) of the respondent resides in the urban areas, with most (97.1%) of them currently married. Nearly a half (47.0%) of the respondent was aged 35 to 49 years, 41.2% aged 25 to 34 years, 10.1% aged 20 to 24 years and 1.7% were aged 15 to 19 years (that is 11.8 % were aged 15-24 years). Almost all the respondents (96.6%) were younger than their spouses while 3.1% were of the same age with their spouses. The majority (85.2%) of the respondents were of Yoruba ethnic group while 52.8% were Muslims and 47.2% were Christians. On the highest level of education attained, 17.1% had higher education, 50.0% had secondary education, 18.9% had primary education, 14.0% had none and 96.6% were currently employed. Regarding their spouses, 20.2% had higher education, 42.0% had secondary education, 14.6 had primary education while 23.2% had none and 96.4% were currently employed (Table 4.2).

**Table 4.1: Socio-Demographic Characteristics of the ever-married respondents**

<b>Characteristics</b>	<b>Frequency</b>	<b>%</b>
<b>Senatorial District</b>		
Oyo North	78	26.0
Oyo South	113	37.7
Oyo Central	109	36.3
<b>Residence</b>		
Urban	247	82.3
Rural	53	17.7
<b>Marital Status</b>		
Married	291	97.1
Formerly Married	9	3.0
<b>Age</b>		
15-19 year	5	1.7
20-24 year	30	10.1
25-34 year	124	41.2
35-49 year	141	47.0
<b>Spousal Age difference</b>		
Same Age	11	3.4
Wife Younger	289	96.6
<b>Household Wealth Status</b>		
Poorest	50	16.5
Poorer	62	20.7
Middle	65	21.6
Richer	71	23.8
Richest	52	17.3
<b>Ethnicity</b>		
Yoruba	256	85.2
Others	44	14.8
<b>Religion</b>		
Christian	142	47.2
Islam	158	52.8
<b>Highest Education</b>		
None	42	14.0
Primary	57	18.9
Secondary	150	50.0
Higher	51	17.1
<b>Spouse Highest Educational</b>		
No Education	68	23.2
Primary	43	14.6
Secondary	123	42.0
Higher	59	20.2
<b>Current employment status</b>		
Employed	290	96.6
Unemployed	10	3.4
<b>Spouse employment status</b>		
Employed	289	96.4
Unemployed	11	3.6
<b>Total</b>	<b>300</b>	<b>100.0</b>

#### **4.3.1 Specific Attitudes of Husbands/Spouses of the Respondents**

The distribution of habits of spouses is reported in Table 4.2. Nearly one fifth 58 (19.3%) of the respondents reported that their spouse gets jealous when they (the wives) are with other men, 14.1% reported that their spouses drink alcohol, 12.3% of the respondents stated that their spouses who accuse wives of unfaithfulness, 7.7% of the respondents stated that their spouses who don't permit their wives to meet their (the wives) female friends, 7.2% reported that their spouses limit their contacts with their (the wives) family and about 13.1% of the respondents stated that their spouses who always insist on knowing where the respondents are (Figure 4.1).



**Table 4.2: Distribution of husbands/spouses attitudes**

Characteristics	Frequency	%
<b>Spouse jealous when with other men</b>		
Yes	58	19.3
No	242	80.7
<b>Spouse drinks alcohol</b>		
Yes	42	14.1
No	258	85.9
<b>Spouse accuses her of unfaithfulness</b>		
Yes	37	12.3
No	263	87.7
<b>Spouse doesn't permit her to meet female friends</b>		
Yes	23	7.7
No	277	92.3
<b>Spouse limit contact with her family</b>		
Yes	22	7.2
No	278	92.8
<b>Spouse insist to know where respondent is all time</b>		
Yes	39	13.1
No	261	86.9

**Figure 4.1: Specific Attitudes of Husbands/Spouses of the Respondents**

## 4.5 Presentation of Research Analysis and Findings

### 4.5.1 Influence of Socio-Demographic Characteristics on Elimination of all forms of Violence against Women in Oyo State of Nigeria

The KII participants and the discussants in the FGD agreed that VAW in any form and under any disguise is wrong but that violence especially physical violence is still common among couples according to the following extracts.

*“It is totally wrong for husbands to beat or be violent to spouses. To be honest there are still violent acts in different homes” (Male, 55, KII)*

*“Women still suffer from their hands of their spouses. Violence is outside there but it is reducing”, (Female, 49, KII)*

*“Yes, I believe there are emotional and sexual violence among married people but it is very difficult to ascertain, so the society usually sweep it under the carpet”, (Male, 55, KII)*

*“Ah my husband has never touched me since we married, he doesn’t even beat our children”, (Currently Married Woman, 37, FGD 1)*

*“Yes, although I don’t have problem with my partner but our neighbour is always fighting with the husband, I belief there is violence in our community, just that people don’t talk”, (Currently Married Woman, 43, FGD 2)*

*“My husband sometimes insults me and shout at me but he doesn’t beat me. We quarrel but no beating”, (Currently Married Woman, 19, FGD 1)*

*“Me and my Oga dey fight well well, I just dey pray say make nobody die because me too I stubborn as my husband stubborn well well”, (Currently Married Woman, 26, FGD 2)*

*“My former husband use to beat me and force me for sex, I pack and left his house when it became unbearable”, (Formerly Married Woman, 42, FGD 1)*

*“No, women should not be punished for refusing sexual intercourse against the husbands’ wishes because she may not well or happy. Couples should agree on these”, (Female, 49, KII)*

The two KII participants, who are senior staff at the Ministry of Women Affairs in Oyo state showed the gazetted laws which prohibit all forms of VAW and the stipulated punishment for offenders. The contents are sketchy. The gazette suggested 1 to 7-year jail terms for offenders. The position of the KII and FGD discussants was further corroborated by the outcome of the quantitative data in the following sub-sections.

#### **4.5.1.1 Prevalence of Ever and Recent Experience of Psychological/Emotional Violence**

It was determined whether the respondents have ever suffered emotional violence and whether she suffered emotional violence recently (within 12 months preceding the survey). In Oyo central, 17.0% had ever suffered emotional violence compared with 10.4% in the North and 13.0% in the South. About 14% of the respondents experience EV recently compared with 7.5% and 9.3% in Oyo North and Oyo South respectively as shown in Table 4.3. On marital status and EV, 40.1% of the formerly married women compared with 13.0% among the currently married women had ever experienced EV. Also, across the residences, the prevalence of ever had EV was higher in urban areas than rural areas (15.9% vs 3.9%) and those that recently had EV (12.0% vs 3.9%).

By respondents age, the prevalence of ever had EV was higher (15.9%), among those aged 35 to 49 years than others at 25 to 34 years (12.8%) and 15 to 24 years, (9.1%). The reverse was the prevalence pf recent EV, the prevalence was higher, 12.2%,

among those aged 25 to 34 years than those aged 35 to 49 and 19 to 24 years at 10.6% and 9.5% respectively. On the husband age difference and EV, the prevalence of ever had EV among women who are younger than their husbands was 13.4% while current experience stood at 11.3%. Women of the same age with their husbands have never experienced EV. Experience of EV tends to reduce with higher levels of household wealth quintiles, 15.6% in households within poorest wealth quintiles compared with 5.7% among women from households in richest wealth quintile had ever experienced EV compared with 12.3% and 2.8% who experienced it recently respectively.

Current experience of EV was higher among women whose husband get jealous when they are with other men (49.0% vs 1.4%), spouses who drink alcohol (38.1% vs 6.1%), spouses who accuse wives of unfaithfulness (70.2% vs 2.2%), spouses who don't permit them to meet their female friends (47.6% vs 7.5%), spouses who limit their contact with their family (62.9% vs 6.5%) and spouse who always insist on knowing where the respondents are (72.0% vs 1.4%) as shown in Table 3.4.

**Table 4.3: Prevalence of Ever and Recent Experience of Psychological/Emotional Violence by Selected Respondents' Characteristics**

Characteristics	n	Experienced EV	
		Ever	Recently
<b>Senatorial District</b>			
Oyo North	78	10.4	7.5
Oyo South	113	13.0	9.3
Oyo Central	109	17.0	14.1
<b>Residence</b>			
Urban	247	*15.9	*12.0
Rural	53	3.9	3.9
<b>Marital Status</b>			
Married	291	*13.0	10.9
Formerly Married	9	40.1	0.0
<b>Age</b>			
15-24 year	35	9.1	9.1
25-34 year	124	12.8	12.2
35-49 year	141	15.9	9.5
<b>Spousal Age difference</b>			
Same Age	11	0.0	0.0
Wife Younger	289	13.4	11.3
<b>Household Wealth Status</b>			
Poorest	50	15.6	12.3
Poorer	62	14.5	9.3
Middle	65	13.0	10.6
Richer	71	18.5	16.2
Richest	52	5.7	2.8
<b>Ethnicity</b>			
Yoruba	256	*15.8	12.0
Other	44	2.2	2.2
<b>Religion</b>			
Christian	141	15.3	13.8
Islam	158	13.5	8.7
<b>Highest Education</b>			
None	42	0.0	0.0
Primary	57	*22.4	*20.5
Secondary	150	18.1	13.0
Higher	51	3.0	1.4
<b>Spouse Highest Educational</b>			
No Education	68	*12.3	*12.3
Primary	43	24.0	14.2
Secondary	123	15.5	13.7
Higher	59	2.7	1.2
<b>Current employment status</b>			
Employed	290	13.9	10.6
Unemployed	10	10.7	10.7
<b>Spouse employment status</b>			
Employed	289	*13.1	11.0
Unemployed	11	32.6	0.0
<b>Total</b>	<b>300</b>	<b>13.8</b>	<b>10.6</b>

\*Significant at 5% Chi-square test of association

**Table 4. 4: Prevalence of Ever and Recent Experience of Psychological/Emotional Violence by Selected Husbands' Attitudes**

Characteristics	n	Experienced EV	
		Ever	Recently
<b>Spouse jealous when with other men</b>			
Yes	58	*57.3	*49.0
No	242	3.4	1.4
<b>Spouse drinks alcohol</b>			
Yes	42	*51.2	*38.1
No	258	7.7	6.1
<b>Spouse accuses her of unfaithfulness</b>			
Yes	37	*78.8	*70.2
No	263	4.7	2.2
<b>Spouse doesn't permit her to meet female</b>			
Yes	23	*64.1	*47.6
No	277	9.6	7.5
<b>Spouse limit contact with her family</b>			
Yes	22	*88.4	*62.9
No	278	8.0	6.5
<b>Spouse insist to know where respondent is</b>			
Yes	39	*85.9	*72.0
No	261	2.9	1.4
Total	300	13.8	10.6

\*Significant at 5% Chi-square test of association

#### 4.5.1.2 Prevalence of Ever and Recent Experience of Physical Violence (PV)

It was determined whether the respondents have ever suffered physical violence and whether such experience was recent (within 12 months preceding the survey). In Oyo central, 15.6% had ever suffered physical violence compared with 5.0% in the Oyo North and 13.8% in the Oyo South. About 10.5% of the respondents experienced PV recently compared with 3.0% and 7.9% in Oyo North and Oyo South respectively. On marital status and PV, 36.2% of the formerly married women compared with 11.5% among the currently married women had ever experienced PV, the current experience was 0.0% vs 7.8%. Prevalence of PV in urban areas was higher than in rural areas (14.4% vs 2.1%) while the recent experience was 8.7% vs 2.1% (Table 4.5).

Lifetime experience of PV was higher among Yoruba women (14.0%) than women of other ethnic groups (1.8%). The recent experience of physical violence was

8.7% and 0.8% among Yoruba women and other women respectively. Also, 17.2% of women who attained only primary school had ever experienced PV compared with secondary (14.7%), higher (5.4%) and no education (7.4%). The current experience was 10.3% each among those who had primary and secondary, no education (7.4%) and higher (1.2%). The lifetime prevalence of PV among the currently employed women was 12.3% and 10.7% for those that were not currently compared while the current experience was 10.7% and 7.4% respectively. Contrary, the lifetime prevalence of PV among women whose spouses were currently employed was 12.3% compared with 29.4% among those whose spouses were not currently compared while the current experience was 7.8% and 0.0% respectively.

Generally, current experience of PV was higher among women whose husband get jealous when they are with other men (35.6% vs 0.8%), spouses who drink alcohol (28.7% vs 4.1%), spouses who accuse wives of unfaithfulness (51.0% vs 1.5%), spouses who don't permit them to meet their female friends (34.7% vs 5.3%), spouses who limit their contact with their family (39.4% vs 5.1%) and spouses who always insist on knowing where the respondents are (53.7% vs 0.6%) as shown in Table 4.6.

**Table 4.5: Prevalence of Physical Violence by Selected Respondents' Characteristics**

Characteristics	n	Experienced PV	
		Ever	Recently
<b>Senatorial District</b>			
Oyo North	78	5.0	*3.0
Oyo South	113	13.8	7.9
Oyo Central	109	15.6	10.5
<b>Residence</b>			
Urban	247	*14.4	*8.7
Rural	53	2.1	2.1
<b>Marital Status</b>			
Married	291	*11.5	7.8
Formerly Married	9	36.2	0.0
<b>Age</b>			
15-24 year	35	13.7	9.1
25-34 year	124	8.8	7.9
35-49 year	141	14.8	6.9
<b>Spousal Age difference</b>			
Same Age	11	0.0	0.0
Wife Younger	289	11.9	8.0
<b>Household Wealth Status</b>			
Poorest	50	5.5	2.2
Poorer	62	9.9	4.8
Middle	65	15.8	8.3
Richer	71	18.9	16.4
Richest	52	7.6	2.8
<b>Ethnicity</b>			
Yoruba	256	14.0	8.7
Other	44	1.8	0.8
<b>Religion</b>			
Christian	141	13.6	8.3
Islam	158	11.4	6.9
<b>Highest Education</b>			
None	42	0.0	0.0
Primary	57	*11.2	*10.0
Secondary	150	17.8	10.9
Higher	51	7.0	1.4
<b>Spouse Highest Educational</b>			
No Education	68	*7.4	*7.4
Primary	43	17.2	10.3
Secondary	123	14.7	10.3
Higher	59	5.4	1.2
<b>Current employment status</b>			
Employed	290	12.3	7.4
Unemployed	10	10.7	10.7
<b>Spouse employment status</b>			
Employed	289	11.6	7.8
Unemployed	11	29.4	0.0
<b>Total</b>	<b>300</b>	<b>12.2</b>	<b>7.6</b>

\*Significant at 5% Chi-square test of association



**Table 4. 6: Prevalence of Physical Violence by Selected Husbands' Attitudes**

Characteristics	n	Experienced PV	
		Ever	Recently
<b>Spouse jealous when with other men</b>			
Yes	58	*51.0	*35.6
No	242	2.9	0.8
<b>Spouse drinks alcohol</b>			
Yes	42	*39.4	*28.7
No	258	7.8	4.1
<b>Spouse accuses her of unfaithfulness</b>			
Yes	37	*70.7	*51.0
No	263	4.0	1.5
<b>Spouse doesn't permit her to meet female friends</b>			
Yes	23	*55.4	*34.7
No	277	8.6	5.3
<b>Spouse limit contact with her family</b>			
Yes	22	*61.9	*39.4
No	278	8.4	5.1
<b>Spouse insist to know where respondent is all time</b>			
Yes	39	*70.1	*53.7
No	261	3.5	0.6
<b>Total</b>	300	12.2	7.6

\*Significant at 5% Chi-square test of association

#### **4.5.1.3 Prevalence of Financial Violence by Selected Women Characteristics and Husbands' Violence Attitudes**

Two indicators were used to determine if a respondent had experienced FV recently: if she is excluded from decision-making on how her earnings are spent and if she is excluded on decision makings on large household purchases. In all, 2.5% of the women were not included in decision making on how her incomes were spent while 18.7% were excluded from decisions on large household purchases. Exclusion from either decision making on how her incomes were spent or from decisions on large household purchases was among 20.5% of the respondents. So the prevalence of recent FV was 20.5%. Financial violence was lower in Oyo North (11.8%) compared with 23.6% in Oyo South and 23.4% in Oyo Central, 23.8% in urban areas compared with 5.9% among rural women (Table 4.7).

**Table 4.7: Prevalence of Financial Violence by Selected Respondents' Characteristics**

Characteristics	n	Excluded from		Financial Violence (Either)
		how her income is spent	household purchases decisions	
<b>Senatorial District</b>				
Oyo North	78	3.6	*9.2	*11.8
Oyo South	113	1.7	22.8	23.6
Oyo Central	109	2.5	20.9	23.4
<b>Residence</b>				
Urban	247	2.6	*21.9	*23.8
Rural	53	1.8	4.1	5.9
<b>Marital Status</b>				
Married	291	2.5	18.7	*20.5
Formerly Married	9	0.0	0.0	0.0
<b>Age</b>				
15-24 year	35	1.7	29.7	31.3
25-34 year	124	1.0	15.0	16.6
35-49 year	141	4.0	19.1	21.0
<b>Spousal Age difference</b>				
Same Age	11	0.0	*4.9	*4.9
Wife Younger	289	2.5	19.1	21.0
<b>Household Wealth Status</b>				
Poorest	50	1.8	*11.2	*11.6
Poorer	62	2.8	15.3	18.4
Middle	65	1.5	31.5	33.4
Richer	71	5.3	18.9	21.7
Richest	52	0.0	13.2	13.4
<b>Ethnicity</b>				
Yoruba	256	2.6	*17.7	*19.4
Other	44	1.8	24.2	26.4
<b>Religion</b>				
Christian	141	2.9	20.8	*23.1
Islam	158	2.3	17.4	18.9
<b>Highest Education</b>				
None	42	2.0	*7.9	*9.9
Primary	57	4.3	17.9	20.0
Secondary	150	1.3	24.2	24.9
Higher	51	4.2	12.0	16.5
<b>Spouse Highest Educational</b>				
No Education	68	0.0	*2.9	*2.9
Primary	43	5.4	15.7	18.2
Secondary	123	2.3	31.8	33.5
Higher	59	3.7	11.6	15.4
<b>Current employment status</b>				
Employed	290	2.5	17.5	*19.0
Unemployed	10	0.0	49.6	100.0
<b>Spouse employment status</b>				
Employed	289	*2.2	*18.6	20.4
Unemployed	11	34.0	34.0	34.0
<b>Total</b>	<b>300</b>	<b>2.5</b>	<b>18.7</b>	<b>20.5</b>

\*Significant at 5% Chi-square test of association

While the prevalence of exclusion from decisions on how women earnings were higher at among older women (1.7% for 15 to 24 years vs 4.0% in 35 to 49 years), exclusion from decisions on large household purchases was lower at higher ages (29.7% for 15 to 24 years vs 19.1% in 35 to 49 years). In all, FV was highest among women aged 15 to 24 years (31.3%) than among those aged 35 to 49 years (21.0%). Also, FV was lower among Yoruba women (19.4%) than among other women (26.4%). Financial violence increased with educational attainment, among those that had no education (9.9%), primary (20.0%), secondary (24.9%) except for those that had higher education (16.5%). Women whose spouses were currently unemployed had a higher experience of violence than those whose spouses were currently employed (34.0% vs 20.4%).

Overall, current experience of financial violence was lower among women whose husband get jealous when they are with other men than those who don't (14.1% vs 22.0%), spouses who drink alcohol than those who don't (15.8% vs 21.2%), spouses who always insist on knowing where the women (15.8% vs 21.2%) but higher among women whose spouses accuse of unfaithfulness than those who don't (22.7% vs 20.2%), spouses who don't permit them to meet their female friends (25.9% vs 20.1%), and spouses who limit their contact with their family than those who don't (22.5% vs 20.3%) as shown in Table 4.8.

**Table 4. 8: Prevalence of Financial Violence by Selected Husband Attitudes**

Characteristics	n	Excluded from		Financial Violence (Either)
		how her income is spent	household purchases decisions	
<b>Spouse jealous when with other men</b>				
Yes	58	0.0	14.0	14.1
No	242	3.1	19.8	22.0
<b>Spouse drinks alcohol</b>				
Yes	42	3.7	12.2	15.8
No	258	2.3	19.7	21.2
<b>Spouse accuses her of unfaithfulness</b>				
Yes	37	0.0	22.7	22.7
No	263	2.8	18.1	20.2
<b>Spouse doesn't permit her to meet female friends</b>				
Yes	23	0.0	25.9	25.9
No	277	2.7	18.1	20.1
<b>Spouse limit contact with her family</b>				
Yes	22	0.0	22.5	22.5
No	278	2.6	18.4	20.3
<b>Spouse insist to know where respondent is all time</b>				
Yes	39	0.0	15.8	15.8
No	261	2.8	19.1	21.2
<b>Total</b>	<b>300</b>	<b>2.5</b>	<b>18.7</b>	<b>20.5</b>

\*Significant at 5% Chi square test

#### 4.5.1.6 Ever Experienced Physical Violence from Someone Apart from the Spouse

Only 6.2% of the women claimed that someone else who is not a spouse had ever hurt the women as shown in Table 4.9.

**Table 4.9: Ever Experience of Physical Violence Apart from the Spouse**

Responses	Frequency	%
Someone physically hurt the respondent	21	6.2
None of these people ever physically hurt	313	93.4
No response to the question	2	0.5
<b>Total</b>	<b>335</b>	<b>100.0</b>

#### 4.5.1.7 Experience of Violence During Pregnancy

Violence among women especially during pregnancy has dire consequences. Table 4.10 shows that 2.4% of the respondents have been hurt during pregnancy with 1.5% by the husbands/spouses, former boyfriend (0.4%), employer (0.2%), others (0.3%).

**Table 4.10: Distribution of Experience of Violence During Pregnancy and the Perpetrators**

Characteristics	Frequency	%
Husband pregnancy		
No	302	98.5
Yes	5	1.5
Former boyfriend pregnancy		
No	306	99.6
Yes	1	0.4
Employer pregnancy		
No	306	99.8
Yes	1	0.2
Others pregnancy		
No	306	99.8
Yes	1	0.3
Someone hurt during a pregnancy		
No	300	97.6
Yes	7	2.4

#### Prevalence of sexual violence

It was determined whether the respondents have ever suffered sexual violence and whether they suffered sexual violence recently. The lifetime prevalence of sexual violence was 3.5% while the prevalence of current experience of SV was 2.6% as shown in Table 4.11. In Oyo south, 5.7% had ever suffered sexual violence compared with 3.6% in the Central and none in the North. About 3.6% of the respondents experienced SV recently in Oyo Central compared with 3.5% and 0.0% in Oyo South and Oyo North respectively. On marital status and SV, 28.2% of the formerly married women compared with 2.7% among the currently married women had ever experienced SV.

Prevalence of SV was higher in urban areas than rural areas (3.8% vs 2.1%) and also recent experience (2.7% vs 2.1%).

Across the age of the women, lifetime SV was 9.1% among women aged 15 to 24 years, compared with 2.3% among those aged 25 to 34 years and 3.1% among those aged 35 to 49 years. The current experience was 9.1%, 2.3% and 1.3% among those aged 15 to 24, 25 to 34 and 35 to 49 years respectively.

Overall, current experience of SV was higher among women whose husband get jealous when they are with other men than those who don't (13.6% vs 0.0%), spouses who accuse wives of unfaithfulness than those who don't (20.4% vs 0.1%), spouses who don't permit wives to meet their female friends (7.8% vs 2.2%), spouse who limit their contact with their family (16.6% vs 1.5%), spouses who always insist on knowing where the respondents are (20.1% vs 0.0%) but similar among women whose spouses who drink alcohol and those who don't (2.5% vs 2.6%) as shown in Table 4.12.

**Table 4.11: Prevalence of Sexual Violence by Selected Women Characte**

<b>Characteristics</b>	<b>n</b>	<b>Ever experienced SV</b>	<b>Recently experienced SV</b>
<b>Senatorial District</b>			
Oyo North	78	0.0	0.0
Oyo South	113	5.7	3.5
Oyo Central	109	3.6	3.6
<b>Residence</b>			
Urban	247	3.8	2.7
Rural	53	2.1	2.1
<b>Marital Status</b>			
Married	291	*2.7	2.7
Formerly Married	9	28.2	0.0
<b>Age</b>			
15-24 year	35	9.1	9.1
25-34 year	124	2.3	2.3
35-49 year	141	3.1	1.3
<b>Spousal Age difference</b>			
Same Age	11	0.0	0.0
Wife Younger	289	2.8	2.8
<b>Household Wealth Status</b>			
Poorest	50	0.0	0.0
Poorer	62	5.8	1.8
Middle	65	1.1	1.1
Richer	71	8.5	8.5
Richest	52	0.0	0.0
<b>Ethnicity</b>			
Yoruba	256	3.9	2.9
Other	44	0.8	0.8
<b>Religion</b>			
Christian	141	2.7	2.7
Islam	158	4.3	2.7
<b>Highest Education</b>			
None	42	0.0	0.0
Primary	57	0.0	0.0
Secondary	150	6.9	5.2
Higher	51	0.0	0.0
<b>Spouse Highest Educational</b>			
No Education	68	3.7	3.7
Primary	43	0.0	0.0
Secondary	123	4.4	4.4
Higher	59	0.0	0.0
<b>Current employment status</b>			
Employed	290	3.6	2.7
Unemployed	10	0.0	0.0
<b>Spouse employment status</b>			
Employed	289	2.7	2.7
Unemployed	11	22.9	0.0
<b>Total</b>	<b>300</b>	<b>3.5</b>	<b>2.6</b>

\*Significant at 5% Chi-square test of association

**Table 4. 12: Prevalence of Sexual Violence by Selected Husbands' Attitudes**

<b>Characteristics</b>	<b>n</b>	<b>Ever experienced SV</b>	<b>Recently experienced SV</b>
<b>Spouse jealous when with other men</b>			
Yes	58	*17.9	*13.6
No	242	0.1	0.1
<b>Spouse drinks alcohol</b>			
Yes	42	*8.4	2.5
No	258	2.6	2.6
<b>Spouse accuses her of unfaithfulness</b>			
Yes	37	*27.1	*20.4
No	263	0.1	0.1
<b>Spouse doesn't permit her to meet female friends</b>			
Yes	23	*18.6	*7.8
No	277	2.2	2.2
<b>Spouse limit contact with her family</b>			
Yes	22	*28.2	*16.6
No	278	1.5	1.5
<b>Spouse insist to know where respondent is all time</b>			
Yes	39	*26.4	*20.1
No	261	0.0	0.0
<b>Total</b>	<b>300</b>	<b>3.5</b>	<b>2.6</b>

\*Significant at 5% Chi-square test of association

#### **4.5.1.5 Prevalence of any Type of Violence by Selected Women Characteristics and Husbands' Violence Attitudes**

The study further assessed the occurrence of any of emotional, physical or financial violence among women. In all, 15.8% had ever experienced at least one of EV, PV and SV, 10.9% had recently experienced at least one of EV, PV and SV while 31.4% had recently experienced at least one of EV, PV, SV and FV as shown in Table 4.13.

A recent experience of any form of violence was highest in Oyo central (35.7%), followed by Oyo South (34.2%) and least in Oyo North (21.5%). Recent experience of any form of violence was higher among urban women than in rural women (36.1% vs 6.8%), higher among formerly married women than the currently married women (40.1 vs 31.2%) and higher among women that were younger than their spouses than women of the same age as the spouse (32.0% vs 4.9%). Also, recent experience of any form of



violence was higher among younger women aged 15 to 24 years (45.0%) compared with the older women aged 35 to 49 years (32.4%).

There is no distinct pattern in the experience of violence by household wealth quintiles. It was highest among women from households in the middle household wealth quintile (42.8%) and least among those from poorest (22.9%) and richest (22.0%) household wealth quintiles. Recent experience of any form of violence was higher among Yoruba women than other women (32.0% vs 28.1%) and higher among the Christians (33.7%) than among Muslims (29.4%). Also, recent experience of any form of violence was highest among women with secondary education (39.6%) and least among those with no formal education.

Recent experience of any form of violence was higher among women that were currently unemployed (49.6%) than those that were currently employed (30.8%). Similarly, the prevalence of recent experience of any form of violence was higher among women whose spouses were currently unemployed (39.0%) than those whose spouses were currently employed (31.2%).

Overall, the prevalence of any current form of violence was higher among women whose husband get jealous when they are with other men than those who don't (67.8% vs 22.7%), spouses who drink alcohol than those who don't (59.1% vs 26.9%), spouses who accuse wives of unfaithfulness than those who don't (93.1% vs 22.8%), spouses who don't permit their wives to meet their female friends (85.3% vs 26.9%), spouses who limit wives' contact with their family (93.7% vs 26.6%), spouses who always insist on knowing where the respondents are (95.0% vs 21.9%) as shown in Table 4.14.

**Table 4.13: Prevalence of Multiple Violence by Selected Respondents' Characteristics**

<b>Characteristics</b>	<b>n</b>	<b>Ever had PV, EV, or SV</b>	<b>Recently had PV, EV, or SV</b>	<b>Recently had PV, EV, SV or FV</b>
<b>Senatorial District</b>				
Oyo North	78	10.4	7.5	*21.5
Oyo South	113	15.6	9.3	34.2
Oyo Central	109	19.9	14.8	35.7
<b>Residence</b>				
Urban	247	*18.4	*12.4	*36.1
Rural	53	3.9	3.9	9.8
<b>Marital Status</b>				
Married	291	*15.1	11.2	31.2
Formerly Married	9	40.1	0.0	40.1
<b>Age</b>				
15-24 year	35	13.7	9.1	45.0
25-34 year	124	13.8	12.8	26.5
35-49 year	141	18.2	9.5	32.4
<b>Spousal Age difference</b>				
Same Age	11	0.0	0.0	4.9
Wife Younger	289	15.6	11.5	32.0
<b>Household Wealth Status</b>				
Poorest	50	15.6	12.3	22.9
Poorer	62	14.5	9.3	28.0
Middle	65	18.1	10.6	42.8
Richer	71	20.3	17.3	36.9
Richest	52	8.8	2.8	22.0
<b>Ethnicity</b>				
Yoruba	256	*18.0	12.3	32.0
Other	44	3.2	2.2	28.1
<b>Religion</b>				
Christian	141	18.4	13.2	*33.7
Islam	158	13.5	8.7	29.4
<b>Highest Education</b>				
None	42	0.0	0.0	*9.3
Primary	57	*22.4	*20.5	34.9
Secondary	150	20.8	13.5	39.6
Higher	51	7.0	1.4	22.1
<b>Spouse Highest Educational</b>				
No Education	68	*12.3	*12.3	*15.2
Primary	43	21.0	14.2	29.2
Secondary	123	19.2	14.3	45.9
Higher	59	5.4	1.2	20.5
<b>Current employment status</b>				
Employed	290	16.0	10.9	*30.8
Unemployed	10	10.7	10.7	49.6
<b>Spouse employment status</b>				
Employed	289	15.2	11.3	31.2
Unemployed	11	32.6	0.0	39.0
<b>Total</b>	<b>300</b>	<b>15.8</b>	<b>10.9</b>	<b>31.4</b>

\*Significant at 5% Chi-square test of association

**Table 4. 14: Prevalence of Multiple Violence by Selected Husbands' Violence attitudes**

<b>Characteristics</b>	<b>n</b>	<b>Ever had PV, EV, or SV</b>	<b>Recently had PV, EV, or SV</b>	<b>Recently had PV, EV, SV or FV</b>
<b>Spouse jealous when with other men</b>				
Yes	58	*65.8	*50.4	*67.8
No	242	3.9	1.4	22.7
<b>Spouse drinks alcohol</b>				
Yes	42	*53.0	*39.9	*59.1
No	258	9.7	6.1	26.9
<b>Spouse accuses her of unfaithfulness</b>				
Yes	37	*89.9	*70.2	*93.1
No	263	5.4	2.5	22.8
<b>Spouse doesn't permit her to meet female friends</b>				
Yes	23	*74.4	*50.9	*85.3
No	277	10.9	7.5	26.9
<b>Spouse limit contact with her family</b>				
Yes	22	*88.4	*62.9	*93.7
No	278	10.2	6.8	26.6
<b>Spouse insist to know where respondent is all time</b>				
Yes	39	*92.0	*74.0	*95.0
No	261	4.4	1.4	21.9
<b>Total</b>	<b>300</b>	<b>15.8</b>	<b>10.9</b>	<b>31.4</b>

\*Significant at 5% Chis square test

#### **4.5.2 Relationship Factors and Elimination of all forms of Violence against Women in Oyo State of Nigeria**

An attempt was made to unravel the factors that are associated with the occurrence of violence among women. The barriers that have hitherto contributed to the perpetuation of violence are investigated. According to the KII and the FGD, the husbands consider themselves as the head and therefore believes that their spouses should be subjected to their wills and dictates and that female partners can be punished or “disciplined” if necessary. The community has not helped either as participants said the community sees “wife-beating” and “wife battering” as normal or that the female partners should do the biddings of their male partners. A female KII participants claimed that

*“the barrier to violence-free society is complex: the existing anti-violence laws are weak, community seem to support or at least indifferent to violence against women and the law enforcement is also weak, all this put together discourages women from reporting violence, so it (violence) continued”, (Female, 49, KII).*

Besides, the participants’ agreement that the existing laws on violence are weak, the police did not help the matter. A 29-year hold discussant in the FGD 2 stated that

*“For the reported cases, police will say this is a “family matter, go and settle it at home”, (Currently Married Woman, 43, FGD 2).*

The discussants in the two FGDs were unanimous in their agreement that there are anti-violence laws but that the laws are weak and were never enforced. Some stated that government body language to punishing violence perpetrators are weak.

*“The government has existing laws to discourage violence against women but unfortunately, violence has continued. I think the government should do more. The community members to should be enlightened on need to stop violence”, (Male, 55, KII)*

*“I don’t think there is any law in Oyo State to punish perpetrators of violence”, (Currently Married Woman, 23, FGD 2)*

*“People are not punished here, even if they arrest them, they will be released second day”, (Formerly Married Woman, 38, FGD 2)*

*“The other time when my husband beat me, and I moved out, my parents said I don’t have to move out, so the next time I stay there and we fight and settle it”, (Currently Married Woman, 26, FGD 2)*

*“I don’t know of any anti-violence laws in this state”, (Currently Married Woman, 19, FGD 1)*

*Yes, although I don’t have problem with my partner but our neighbour is always fighting with the husband, I belief there is violence in our*

*community, just that people don't talk", (Currently Married Woman, 43, FGD 2)*

*"My former husband just beat me, my brothers complained at the police station but nobody arrested and punished him. I don't think there is any law to protect women", (Formerly Married Woman, 42, FGD 1)*

The identified factors that promote and the barriers to ending violence during the KII and FGD include weak anti-violent laws, community nonchalant attitudes, connivance between police and perpetrators, lack of government political will, These factors are further supported by the outcome of the bivariate and multiple regression analysis to identify significant factors that promote and the barriers to ending violence. The results of the analysis are presented in the following sub-sections.

#### **4.5.2.1 Factors associated with emotional violence**

##### **i. Bivariate analysis of factors associated with emotional violence**

The odds of EV was 6 times higher in urban areas than in the rural areas (Odds ratio (OR) = 5.70, 95% Confidence interval (CI): 1.33-24.37, p=0.019) as shown in Table 4.15. Formerly married women were at higher odds of EV than currently married women (OR = 4.88, 95% CI: 1.11-21.37, p=0.036). The likelihood of EV was 352% higher among Yoruba women than those from other ethnic groups (OR = 4.52, 95% CI: 1.05-19.41, p=0.042). The odds of EV was eight times higher (OR = 8.14, 95% CI: 1.73-38.33, p=0.008) among women that had primary education five times higher (OR = 5.16, 95% CI: 1.17-22.77, p=0.030) among women that had secondary education than those that had higher education. However, women whose husbands had primary and secondary education were 8 times (OR = 8.04, 95% CI: 1.57-41.23, p=0.012) and 5 times (OR = 5.50, 95% CI: 1.24-24.43, p=0.025) respectively more likely to suffer EV than those whose husbands had higher education.

The odds of EV was significantly higher among women whose husband get jealous when they are with other men (OR =31.91, 95% CI: 13.31-76.52, p=0.000); spouses who drink alcohol (OR =14.55, 95% CI: 6.50-32.58, p=0.0); spouses who accuse wives of unfaithfulness (OR =55.29, 95% CI: 20.13-151.86, p=0.000); spouses who don't permit their wives to meet their female friends (OR =18.96, 95% CI: 7.35-48.95, p=0.000); spouses who limit wives' contact with their family (OR =48.94, 95% CI: 14.84-161.35, p=0.000) and spouses who always insist on knowing where the women are (OR =124.70, 95% CI: 41.14-377.98, p=0.000) than those whose husbands do not (Table 4.16).

**Table 4.15: Factors Associated with Emotional Violence from Bivariate Logistic Regression (Respondents' Characteristics)**

<b>Characteristics</b>	<b>OR</b>	<b>95% CI</b>	<b>p-value</b>
<b>Senatorial District</b>			
Oyo North	1.00	Reference	
Oyo South	1.49	0.60 - 3.72	0.389
Oyo Central	1.63	0.67 - 3.94	0.283
<b>Residence</b>			
Urban	*5.70	1.33 - 24.37	0.019
Rural	1.00	Reference	
<b>Marital Status</b>			
Married	1.00	Reference	
Formerly Married	*4.88	1.11 - 21.37	0.036
<b>Age</b>			
15-24 year	1.00	Reference	
25-34 year	4.31	0.55 - 33.65	0.163
35-49 year	4.03	0.51 - 31.69	0.185
<b>Household Wealth Status</b>			
Poorest	1.61	0.43 - 6.03	0.477
Poorer	2.24	0.64 - 7.87	0.210
Middle	2.19	0.62 - 7.71	0.221
Richer	2.47	0.72 - 8.49	0.152
Richest	1.00	Reference	
<b>Ethnicity</b>			
Yoruba	*4.52	1.05 - 19.41	0.042
Other	1.00	Reference	
<b>Religion</b>			
Christian	0.98	0.48 - 1.99	0.962
Islam	1.00	Reference	
<b>Highest Education</b>			
None	1.00	Reference	
Primary	*8.14	1.73 - 38.33	0.008
Secondary	*5.16	1.17 - 22.77	0.030
Higher			
<b>Spouse Highest Educational</b>			
No Education	1.94	0.34 - 10.96	0.454
Primary	*8.04	1.57 - 41.23	0.012
Secondary	*5.50	1.24 - 24.43	0.025
Higher	1.00	Reference	
<b>Current employment status</b>			
Employed	1.00	Reference	
Unemployed	0.62	0.08 - 4.92	0.651
<b>Spouse employment status</b>			
Employed	1.00	Reference	
Unemployed	3.46	0.85 - 14.03	0.083

OR Odds Ratio CI Confidence Interval \*Significant at 5%

**Table 4. 16: Factors Associated with Emotional Violence from Bivariate Logistic Regression (Husbands' Attitudes)**

<b>Characteristics</b>	<b>OR</b>	<b>95% CI</b>	<b>p-value</b>
<b>Spouse jealous when with other men</b>			
Yes	*31.91	13.31 - 76.52	0.000
No	1.00	Reference	
<b>Spouse drinks alcohol</b>			
Yes	*14.55	6.5 - 32.58	0.000
No	1.00	Reference	
<b>Spouse accuses her of unfaithfulness</b>			
Yes	*55.29	20.13 - 151.86	0.000
No	1.00	Reference	
<b>Spouse doesn't permit her to meet female friends</b>			
Yes	*18.96	7.35 - 48.95	0.000
No	1.00	Reference	
<b>Spouse limit contact with her family</b>			
Yes	*48.94	14.84 - 161.35	0.000
No	1.00	Reference	
<b>Spouse insist to know where respondent is all time</b>			
Yes	*124.70	41.14 - 377.98	0.000
No	1.00	Reference	

OR Odds Ratio CI Confidence Interval \*Significant at 5%

- ii. Adjusted factors associated with the occurrence of emotional violence among women from multiple logistic regression

While controlling for other variables, the odds of emotional violence was 12% higher in urban areas than in the rural areas (adjusted Odds Ratio (aOR) = 1.12, 95% CI: 1.01-8.86, p=0.041) as shown in Table 4.17. The likelihood of emotional violence was 48 times higher among women that had primary education than those that had higher education (aOR = 48.81, 95% CI: 1.95-122.26, p=0.018). The odds of emotional violence was significantly higher among women whose spouses who drink alcohol (aOR =9.52, 95% CI: 2.10-43.14, p=0.003; spouses who limit wives' contact with their family (aOR =10.13, 95% CI: 1.30-78.80, p=0.000) and spouse always insist on knowing where the women are (aOR =47.89, 95% CI: 3.19-71.80, p=0.000) than those whose husbands do not.



**Table 4.17: Adjusted factors associated with the occurrence of emotional violence among women**

<b>Characteristics</b>	<b>aOR</b>	<b>95% CI</b>	<b>p-value</b>
<b>Residence</b>			
Urban	*1.12	1.01 - 8.86	0.041
Rural	1.00	Reference	
<b>Ethnicity</b>			
Yoruba	1.79	0.11 - 28.94	0.682
Other	1.00	Reference	
<b>Highest Education</b>			
None	omitted		
Primary	0.13	0.01 - 2.70	0.189
Secondary	0.20	0.02 - 2.76	0.227
Higher	1.00	Reference	
<b>Spouse Highest Educational</b>			
No Education	6.84	0.25 - 186.51	0.254
Primary	*48.81	1.95 - 122.26	0.018
Secondary	8.43	0.68 - 105.22	0.098
Higher			
<b>Spouse employment status</b>			
Employed	omitted		
Unemployed			
<b>Spouse jealous when with other men</b>			
Yes	3.65	0.38 - 34.95	0.262
No	1.00	Reference	
<b>Spouse drinks alcohol</b>			
Yes	*9.52	2.1 - 43.14	0.003
No	1.00	Reference	
<b>Spouse accuses her of unfaithfulness</b>			
Yes	3.50	0.35 - 35.48	0.289
No	1.00	Reference	
<b>Spouse doesn't permit her to meet female</b>			
Yes	0.16	0.01 - 1.09	0.057
No	1.00	Reference	
<b>Spouse limit contact with her family</b>			
Yes	*10.13	1.31 - 78.8	0.027
No	1.00	Reference	
<b>Spouse insist to know where respondent is</b>			
Yes	*47.89	3.19 - 71.80	0.005
No	1.00	Reference	

aOR adjusted Odds Ratio CI Confidence Interval \*Significant at 5% Omitted due to insufficient responses in one of the categories

#### 4.5.2.2 Factors associated with Physical Violence

i. Factors associated with physical violence from bivariate logistic regression

The odds of physical violence was 9 times higher in urban areas than in the rural areas (OR = 9.18, 95% CI: 1.22-68.8, p=0.031) as shown in Table 4.18 and Table 4.19. The odds of physical violence was significantly higher among women whose husband get jealous when they are with other men (OR =27.22, 95% CI: 10.60-69.91, p=0.000); spouses who drink alcohol (OR =9.88, 95% CI: 4.23-23.05, p=0.0); spouses who accuse wives of unfaithfulness (OR =36.67, 95% CI: 13.91-96.64, p=0.000); spouses who don't permit their wives to meet their female friends (OR =11.07, 95% CI: 4.27-28.70, p=0.000); spouses who limit wives' contact with their family (OR =9.49, 95% CI: 3.43-26.27, p=0.000) and spouses who always insist on knowing where the women are (OR =54.17, 95% CI: 19.86-147.77, p=0.000) than those whose husbands do not.

**Table 4. 18: Factors Associated with the Occurrence of Physical Violence among Women from Bivariate Logistic Regression (Respondents' Characteristics)**

<b>Characteristics</b>	<b>OR</b>	<b>95% CI</b>	<b>p-value</b>
<b>Senatorial District</b>			
Oyo North	1.00	Reference	
Oyo South	2.54	0.85 - 7.61	0.096
Oyo Central	2.56	0.87 - 7.55	0.089
<b>Residence</b>			
Urban	*9.18	1.22 - 68.8	0.031
Rural	1.00	Reference	
<b>Marital Status</b>			
Married	1.00	Reference	
Formerly Married	3.41	0.65 - 17.76	0.145
<b>Age</b>			
15-24 year	1.00	Reference	
25-34 year	1.44	0.31 - 6.76	0.641
35-49 year	1.54	0.33 - 7.23	0.582
<b>Household Wealth Status</b>			
Poorest	0.50	0.09 - 2.84	0.434
Poorer	1.32	0.34 - 5.17	0.691
Middle	2.19	0.62 - 7.71	0.221
Richer	2.47	0.72 - 8.49	0.152
Richest	1.00	Reference	
<b>Ethnicity</b>			
Yoruba	3.45	0.79 - 14.95	0.098
Other	1.00	Reference	
<b>Religion</b>			
Christian	1.14	0.51 - 2.51	0.751
Islam	1.00	Reference	
<b>Highest Education</b>			
None			
Primary	1.40	0.36 - 5.52	0.628
Secondary	2.21	0.72 - 6.82	0.166
Higher	1.00	Reference	
<b>Spouse Highest Educational</b>			
No Education	0.62	0.10 - 3.81	0.603
Primary	3.51	0.78 - 15.68	0.101
Secondary	2.96	0.83 - 10.55	0.095
Higher			
<b>Current employment status</b>			
Employed	1.00	Reference	
Unemployed	0.80	0.1 - 6.41	0.836
<b>Spouse employment status</b>			
Employed	1.00	Reference	
Unemployed	2.54	0.51 - 12.59	0.254

OR Odds Ratio CI Confidence Interval \*Significant at 5%

**Table 4. 19: Factors Associated with the Occurrence of Physical Violence among Women from Bivariate Logistic Regression (Husbands' Attitudes)**

<b>Characteristics</b>	<b>OR</b>	<b>95% CI</b>	<b>p-value</b>
<b>Spouse jealous when with other men</b>			
Yes	*27.22	10.6 - 69.91	0.000
No	1.00	Reference	
<b>Spouse drinks alcohol</b>			
Yes	*9.88	4.23 - 23.05	0.000
No	1.00	Reference	
<b>Spouse accuses her of unfaithfulness</b>			
Yes	*36.67	13.91 - 96.64	0.000
No	1.00	Reference	
<b>Spouse doesn't permit her to meet female friends</b>			
Yes	*11.07	4.27 - 28.7	0.000
No	1.00	Reference	
<b>Spouse limit contact with her family</b>			
Yes	*9.49	3.43 - 26.27	0.000
No	1.00	Reference	
<b>Spouse insist to know where respondent is all time</b>			
Yes	*54.17	19.86 - 147.77	0.000
No	1.00	Reference	

OR Odds Ratio CI Confidence Interval \*Significant at 5%

- ii. Adjusted factors associated with the occurrence of physical violence among women from multiple logistic regression

The odds of physical violence was significantly higher among women whose husbands get jealous when they are with other men (OR =7.48, 95% CI: 1.01-55.41, p=0.049); spouses who drink alcohol (OR =2.81, 95% CI: 1.62-12.72, p=0.039); spouses who don't permit their wives to meet their female friends (OR =2.11, 95% CI: 1.01-5.93, p=0.043); spouses who limit wives' contact with their family (OR =10.05, 95% CI: 2.35-22.17, p=0.027) and spouse always insist on knowing where the women are (OR =19.90, 95% CI: 4.22-36.41, p=0.000) than those whose husbands do not (Table 4.20).

**Table 4.20: Adjusted Factors Associated with the Occurrence of Physical Violence among Women (Respondents' Characteristics)**

<b>Characteristics</b>	<b>aOR</b>	<b>95% CI</b>	<b>p-value</b>
<b>Residence</b>			
Urban	29.89	0.91 - 86.86	0.057
Rural	1.00	Reference	
<b>Ethnicity</b>			
Yoruba	0.99	0.15 - 6.6	0.994
Other	1.00	Reference	
<b>Spouse Highest Educational</b>			
No Education	0.33	0.90 - 1.17	0.061
Primary	5.25	0.61 - 45.39	0.132
Secondary	2.97	0.49 - 18.07	0.237
Higher	1.00	Reference	
<b>Spouse jealous when with other men</b>			
Yes	*7.48	1.01 - 55.41	0.049
No	1.00	Reference	
<b>Spouse drinks alcohol</b>			
Yes	*2.81	1.62 - 12.72	0.039
No	1.00	Reference	
<b>Spouse accuses her of unfaithfulness</b>			
Yes	2.32	0.28 - 19.35	0.438
No	1.00	Reference	
<b>Spouse doesn't permit her to meet female friends</b>			
Yes	*2.11	1.01 - 5.93	0.043
No	1.00	Reference	
<b>Spouse limit contact with her family</b>			
Yes	*10.05	2.35 - 22.17	0.027
No	1.00	Reference	
<b>Spouse insist to know where respondent is all time</b>			
Yes	*19.90	4.22 - 36.41	0.004
No	1.00	Reference	

aOR adjusted Odds Ratio CI Confidence Interval \*Significant at 5%

#### 4.5.2.3 Factors Associated with Financial Violence

- i. Factors associated with financial violence from bivariate logistic regression

The odds of financial violence doubled among women in Oyo South (OR = 2.21, 95% CI: 1.02-4.82,  $p=0.045$ ) and Oyo Central (OR = 2.42, 95% CI: 1.14-5.15,  $p=0.022$ ) senatorial districts than in Oyo North as shown in Table 4.21 and Table 4.22. Financial violence occurred 4 times more in urban areas than in the rural areas (OR = 4.23, 95% CI: 1.62-11.05,  $p=0.003$ ). Women whose husbands had no formal education 80% (OR = 0.20, 95% CI: 0.05-0.74,  $p=0.016$ ) less likely to suffer financial violence than those whose husbands had higher education. None of the spouses' attitude was associated with the occurrence of financial violence.

**Table 4.21: Factors Associated with the Occurrence of Financial Violence among Women (Respondents' Characteristics)**

<b>Characteristics</b>	<b>OR</b>	<b>95% CI</b>	<b>p-value</b>
<b>Senatorial District</b>			
Oyo North	1.00	Reference	
Oyo South	*2.21	1.02 - 4.82	0.045
Oyo Central	*2.42	1.14 - 5.15	0.022
<b>Residence</b>			
Urban	*4.23	1.62 - 11.05	0.003
Rural	1.00	Reference	
<b>Marital Status</b>			
Married	1.00	Reference	
Formerly Married	1.11	0.31 - 2.07	0.648
<b>Age</b>			
15-24 year	1.00	Reference	
25-34 year	1.23	0.35 - 2.55	0.909
35-49 year	1.10	0.41 - 2.97	0.848
<b>Household Wealth Status</b>			
Poorest	0.78	0.27 - 2.25	0.643
Poorer	1.45	0.55 - 3.82	0.453
Middle	2.35	0.95 - 5.82	0.065
Richer	1.89	0.74 - 4.8	0.181
Richest	1.00	Reference	
<b>Ethnicity</b>			
Yoruba	0.58	0.3 - 1.12	0.105
Other	1.00	Reference	
<b>Religion</b>			
Christian	1.40	0.77 - 2.52	0.266
Islam	1.00	Reference	
<b>Highest Education</b>			
None	0.68	0.23 - 2.06	0.503
Primary	1.78	0.71 - 4.46	0.230
Secondary	1.28	0.57 - 2.84	0.548
Higher	1.00	Reference	
<b>Spouse Highest Educational</b>			
No Education	*0.20	0.05 - 0.74	0.016
Primary	1.59	0.59 - 4.29	0.357
Secondary	1.62	0.77 - 3.41	0.201
Higher	1.00	Reference	
<b>Current employment status</b>			
Employed	1.00	Reference	
Unemployed	1.98	0.05 - 41.64	0.931
<b>Spouse employment status</b>			
Employed	1.00	Reference	
Unemployed	3.98	0.25 - 64.64	0.331

OR Odds Ratio CI Confidence Interval \*Significant at 5%

**Table 4. 22: Factors Associated with the Occurrence of Financial Violence among Women (Husbands' Attitudes)**

<b>Characteristics</b>	<b>OR</b>	<b>95% CI</b>	<b>p-value</b>
<b>Spouse jealous when with other men</b>			
Yes	0.69	0.29 - 1.63	0.393
No	1.00	Reference	
<b>Spouse drinks alcohol</b>			
Yes	1.14	0.49 - 2.66	0.757
No	1.00	Reference	
<b>Spouse accuses her of unfaithfulness</b>			
Yes	1.51	0.6 - 3.78	0.380
No	1.00	Reference	
<b>Spouse doesn't permit her to meet female friends</b>			
Yes	1.64	0.61 - 4.43	0.330
No	1.00	Reference	
<b>Spouse limit contact with her family</b>			
Yes	1.70	0.57 - 5.03	0.339
No	1.00	Reference	
<b>Spouse insist to know where respondent is all time</b>			
Yes	0.98	0.38 - 2.52	0.968
No	1.00	Reference	

OR Odds Ratio CI Confidence Interval \*Significant at 5%

- ii. Adjusted factors associated with the occurrence of financial violence among women from multiple logistic regression

The adjusted odds of financial violence was three times and four times more likely among women in Oyo South (aOR = 2.97, 95% CI: 1.23-7.17, p=0.016) and Oyo Central (aOR = 3.70, 95% CI: 1.59-8.61, p=0.002) senatorial districts respectively than the women in Oyo North senatorial district after adjusting for other factors (Table 4.23). The adjusted odds of financial violence was seven times higher in urban areas than in rural areas (aOR = 6.89, 95% CI: 2.01-23.64, p=0.002). The adjusted likelihood of financial violence was five times higher among women from households in the poorest wealth quintile (aOR = 4.89, 95% CI: 1.05-22.86, p=0.044) and women from households in the middle wealth quintile (aOR = 5.12, 95% CI: 1.77-14.84, p=0.003) than among women from households in the richest wealth quintile. The adjusted odds of financial violence was 81% lower among Yoruba women than women from other ethnic groups (aOR = 0.19, 95% CI: 0.08-0.46, p=0.000). The adjusted odds of financial



violence was 91% lower among women with no formal education than those that had higher education (aOR = 0.09, 95% CI: 0.02-0.46, p=0.004).

**Table 4.23: Adjusted Factors Associated with the Occurrence of Financial Violence among Women**

<b>Characteristics</b>	<b>aOR</b>	<b>95% CI</b>	<b>p-value</b>
<b>Senatorial District</b>			
Oyo North	*2.97	1.23 – 7.17	0.016
Oyo South	*3.70	1.59 – 8.61	0.002
Oyo Central	1.00	Reference	
<b>Residence</b>			
Urban	*6.89	2.01 - 23.64	0.002
Rural	1.00	Reference	
<b>Household Wealth Status</b>			
Poorest	*4.89	1.05 - 22.86	0.044
Poorer	2.63	0.79 - 8.72	0.115
Middle	*5.12	1.77 - 14.84	0.003
Richer	2.00	0.71 - 5.60	0.190
Richest	1.00	Reference	
<b>Ethnicity</b>			
Yoruba	*0.19	0.08 - 0.46	0.000
Other	1.00	Reference	
<b>Spouse Highest Educational</b>			
No Education	0.09	0.02 - 0.46	0.004
Primary	0.90	0.27 - 3.05	0.867
Secondary	1.35	0.57 - 3.18	0.498
Higher	1.00	Reference	
<b>Current employment status</b>			
Employed	6.56	0.35 - 121.46	0.207
Unemployed	1.00	Reference	

aOR adjusted Odds Ratio CI Confidence Interval \*Significant at 5%

#### 4.5.2.4 Factors Associated with Sexual Violence

- i. Factors associated with sexual violence from bivariate logistic regression

None of the women background characteristics was significantly associated with the experience of sexual violence. However, spouses' attitudes were significantly associated with the occurrence of sexual violence. The odds of sexual violence was significantly higher among women whose husband get jealous when they are with other men (OR =7.17, 95% CI: 1.39-36.87, p=0.018); spouses who drink alcohol (OR =14.55, 95% CI: 6.50-32.58, p=0.0); spouses who accuse wives of unfaithfulness (OR =58.91,

95% CI: 6.6-52.78,  $p=0.000$ ); spouses who don't permit their wives to meet their female friends (OR =13.70, 95% CI: 2.60-72.30,  $p=0.002$ ); and spouses who limit wives' contact with their family (OR =17.38, 95% CI: 3.25-93.02,  $p=0.001$ ) than those whose husbands do not (Table 4.23 and Table 4.24).

**Table 4.24: Factors Associated with the Occurrence of Sexual Violence among Women (Respondents' Characteristics)**

<b>Characteristics</b>	<b>OR</b>	<b>95% CI</b>	<b>p-value</b>
<b>Senatorial District</b>			
Oyo North	1.00	Reference	
Oyo South	2.22	0.40 - 12.41	0.364
Oyo Central	1.12	0.40 - 9.31	0.969
<b>Residence</b>			
Urban	1.53	0.18 - 13.35	0.699
Rural	1.00	Reference	
<b>Marital Status</b>			
Married	1.00	Reference	
Formerly Married	8.20	0.84 - 79.7	0.070
<b>Age</b>			
15-24 year	1.00	Reference	
25-34 year	0.42	0.03 - 4.83	0.489
35-49 year	0.68	0.07 - 6.77	0.742
<b>Household Wealth Status</b>			
Poorest	omitted		
Poorer	0.68	0.11 - 4.21	0.677
Middle	0.33	0.03 - 3.24	0.340
Richer	omitted		
Richest	1.00	Reference	
<b>Ethnicity</b>			
Yoruba	1.23	0.14 - 10.72	0.852
Other	1.00	Reference	
<b>Religion</b>			
Christian	1.04	0.21 - 5.26	0.959
Islam	1.00	Reference	
<b>Highest Education</b>			
None	Omitted		
Primary	Omitted		
Secondary	Omitted		
Higher	1.00	Reference	
<b>Spouse Highest Educational</b>			
No Education	0.46	0.05 - 4.16	0.486
Primary	Omitted		
Secondary	Omitted		
Higher	1.00	Reference	
<b>Current employment status</b>			
Employed	omitted		
Unemployed	1.00	Reference	
<b>Spouse employment status</b>			
Employed	1.00	Reference	
Unemployed	6.33	0.67 - 59.92	0.107

OR Odds Ratio CI Confidence Interval \*Significant at 5% Omitted due to insufficient responses in one of the categories

**Table 4. 25: Factors Associated with the Occurrence of Sexual Violence among Women (Husbands' Attitudes)**

Characteristics	OR	95% CI	p-value
<b>Spouse jealous when with other men</b>			
Yes	omitted		
No	1.00	Reference	
<b>Spouse drinks alcohol</b>			
Yes	*7.17	1.39 - 36.87	0.018
No	1.00	Reference	
<b>Spouse accuses her of unfaithfulness</b>			
Yes	*58.91	6.6 - 52.78	0.000
No	1.00	Reference	
<b>Spouse doesn't permit her to meet female friends</b>			
Yes	*13.70	2.6 - 72.3	0.002
No	1.00	Reference	
<b>Spouse limit contact with her family</b>			
Yes	*17.38	3.25 - 93.02	0.001
No	1.00	Reference	
<b>Spouse insist to know where respondent is all</b>			
Yes	omitted		
No	1.00	Reference	

OR Odds Ratio CI Confidence Interval \*Significant at 5% Omitted due to insufficient responses in one of the categories

- ii. Adjusted factors associated with the occurrence of sexual violence among women from multiple logistic regression

While controlling for other variables, the odds of sexual violence was only significant with spouses tendencies to accuse wives of been unfaithful. The adjusted odds of sexual violence was 39 times higher among women whose spouses accuse of unfaithfulness (aOR =39.20, 95% CI: 2.79-54.97, p=0.006) than those whose husbands do not (Table 4.26).

**Table 4.26: Adjusted Factors Associated with the Occurrence of Sexual Violence among Women**

<b>Characteristics</b>	<b>aOR</b>	<b>95% CI</b>	<b>p-value</b>
<b>Marital Status</b>			
Married	1.00	Reference	
Formerly Married	2.63	0.08 - 90.22	0.593
<b>Religion</b>			
Christian	1.11	0.15 - 8.02	0.915
Islam	1.00	Reference	
<b>Spouse drinks alcohol</b>			
Yes	2.02	0.24 - 17.24	0.519
No	1.00	Reference	
<b>Spouse accuses her of unfaithfulness</b>			
Yes	*39.20	2.79 - 54.97	0.006
No	1.00	Reference	
<b>Spouse doesn't permit her to meet female friends</b>			
Yes	0.58	0.06 - 6.00	0.648
No	1.00	Reference	
<b>Spouse limit contact with her family</b>			
Yes	2.47	0.24 - 25.03	0.444
No	1.00	Reference	

aOR adjusted Odds Ratio CI Confidence Interval \*Significant at 5%

#### **4.5.2.5 Factors Associated with any of Emotional, physical or Sexual Violence**

- i. Factors associated with any of Emotional, physical or sexual violence from bivariate logistic regression

The odds of any emotional, physical or sexual violence (EPSV) was 6 times higher in urban areas than in the rural areas (OR = 6.73, 95% CI: 1.33-24.37, p=0.019) as shown in Table 4.27. Formerly married women were at higher odds of any of EPSV than currently married women (OR = 4.14, 95% CI: 1.05-18.037, p=0.049). The likelihood of having any of EPSV was three times higher among Yoruba women than those from other ethnic groups (OR = 3.39, 95% CI: 1.01-11.39, p=0.049). The odds of having any EPSV was four times higher among women that had primary education than those that had higher education (OR = 3.93, 95% CI: 1.18-13.05, p=0.026). The women whose husbands had primary and secondary education were over 5 times (OR = 5.27, 95% CI: 1.27-21.95, p=0.022) and 4 times (OR = 4.54, 95% CI: 1.31-15.75, p=0.017)

respectively more likely to suffer any of EPSV than those whose husbands had higher education.

The odds of having any of EPSV was significantly higher among women whose husband get jealous when they are with other men (OR =33.44, 95% CI: 14.49-77.19, p=0.000); spouses who drink alcohol (OR =12.68, 95% CI: 5.84-27.56, p=0.000); spouses who accuse wives of unfaithfulness (OR =69.00, 95% CI: 23.32-204.12, p=0.000); spouses who don't permit their wives to meet their female friends (OR =24.10, 95% CI: 9.03-64.32, p=0.000); spouses who limit wives' contact with their family (OR =38.40, 95% CI: 11.84-124.58, p=0.000) and spouses who always insist on knowing where the women are (OR =149.33, 95% CI: 45.12-494.29, p=0.000) than those whose husbands do not (Table 4.28).

**Table 4.27: Factors Associated with the Occurrence of any of Emotional, Physical and Sexual Violence among Women (Respondents' Characteristics)**

<b>Characteristics</b>	<b>OR</b>	<b>95% CI</b>	<b>p-value</b>
<b>Senatorial District</b>			
Oyo North	1.00	Reference	
Oyo South	1.79	0.73 - 4.34	0.201
Oyo Central	2.04	0.86 - 4.82	0.103
<b>Residence</b>			
Urban	*6.73	1.58 - 28.65	0.010
Rural	1.00	Reference	
<b>Marital Status</b>			
Married	1.00	Reference	
Formerly Married	*4.14	1.05 - 18.03	0.049
<b>Age</b>			
15-24 year	1.00	Reference	
25-34 year	2.35	0.52 - 10.66	0.267
35-49 year	2.23	0.49 - 10.18	0.301
<b>Household Wealth Status</b>			
Poorest	1.27	0.37 - 4.40	0.709
Poorer	1.76	0.54 - 5.72	0.349
Middle	2.24	0.72 - 7.00	0.165
Richer	2.46	0.80 - 7.58	0.116
Richest	1.00	Reference	
<b>Ethnicity</b>			
Yoruba	*3.39	1.01 - 11.39	0.049
Other	1.00	Reference	
<b>Religion</b>			
Christian	1.25	0.64 - 2.47	0.511
Islam	1.00	Reference	
<b>Highest Education</b>			
None	omitted		
Primary	*3.93	1.18 - 13.05	0.026
Secondary	2.92	0.97 - 8.83	0.058
Higher	1.00	Reference	
<b>Spouse Highest Educational</b>			
No Education	1.27	0.27 - 5.91	0.760
Primary	*5.27	1.27 - 21.95	0.022
Secondary	*4.54	1.31 - 15.75	0.017
Higher	1.00	Reference	
<b>Current employment status</b>			
Employed	1.00	Reference	
Unemployed	0.53	0.07 - 4.19	0.547
<b>Spouse employment status</b>			
Employed	1.00	Reference	
Unemployed	2.93	0.73 - 11.83	0.131

OR Odds Ratio CI Confidence Interval \*Significant at 5% Omitted due to insufficient responses in one of the categories

**Table 4. 28: Factors Associated with the Occurrence of any of Emotional, Physical and Sexual Violence among Women (Husbands' Attitudes)**

Characteristics	OR	95% CI	p-value
<b>Spouse jealous when with other men</b>			
Yes	*33.44	14.49 - 77.19	0.000
No	1.00	Reference	
<b>Spouse drinks alcohol</b>			
Yes	*12.68	5.84 - 27.56	0.000
No	1.00	Reference	
<b>Spouse accuses her of unfaithfulness</b>			
Yes	*69.00	23.32 - 204.12	0.000
No	1.00	Reference	
<b>Spouse doesn't permit her to meet female friends</b>			
Yes	*24.10	9.03 - 64.32	0.000
No	1.00	Reference	
<b>Spouse limit contact with her family</b>			
Yes	*38.40	11.84 - 124.58	0.000
No	1.00	Reference	
<b>Spouse insist to know where respondent is all time</b>			
Yes	*149.33	45.12 - 494.29	0.000
No	1.00	Reference	

OR Odds Ratio CI Confidence Interval \*Significant at 5%

- ii. Adjusted factors associated with the occurrence of any of emotional, physical or sexual violence among women from multiple logistic regression

The adjusted odds of a woman experiencing any of emotional, physical or sexual violence was lower among women that had only primary education (aOR = 0.04, 95% CI: 0.02-0.51, p=0.013) and those that had only secondary education (aOR = 0.11, 95% CI: 0.02-0.84, p=0.033) than those that had higher education as shown in Table 4.19. The women whose husbands had up to primary education were 122 times more likely (aOR = 121.86, 95% CI: 6.27-236.69, p=0.002) and while those whose spouses had up to secondary education were about 24 times more likely (aOR = 24.22, 95% CI: 2.53-231.694.24, p=0.006) to suffer any of emotional, physical or sexual violence than those whose husbands had higher education as shown in Table 4.29.

The adjusted odds of having any of emotional, physical or sexual violence was significantly higher among women whose husbands get jealous when they are with other



men (aOR =8.40, 95% CI: 1.14-61.61, p=0.036); spouses who drink alcohol (aOR = 6.84, 95% CI: 1.69-27.76, p=0.007); and spouses who always insist on knowing where the women are (aOR =51.36, 95% CI: 3.22-81.87, p=0.005) than those whose husbands do not.

**Table 4.29: Adjusted Factors Associated with the Occurrence of any of Emotional, Physical or Sexual Violence among Women**

<b>Characteristics</b>	<b>aOR</b>	<b>95% CI</b>	<b>p-value</b>
<b>Senatorial District</b>			
<b>Residence</b>			
Urban	2.98	0.24 - 36.31	0.392
Rural	1.00	Reference	
<b>Ethnicity</b>			
Yoruba	0.67	0.09 - 5.02	0.699
Other	1.00	Reference	
<b>Highest Education</b>			
None	omitted		
Primary	*0.04	0.02 - 0.51	0.013
Secondary	*0.11	0.02 - 0.84	0.033
Higher	1.00	Reference	
<b>Spouse Highest Educational</b>			
No Education	7.27	0.32 - 166.47	0.215
Primary	*121.86	6.27 - 236.69	0.002
Secondary	*24.22	2.53 - 231.69	0.006
Higher	1.00	Reference	
<b>Spouse jealous when with other men</b>			
Yes	*8.40	1.14 - 61.61	0.036
No	1.00	Reference	
<b>Spouse drinks alcohol</b>			
Yes	*6.84	1.69 - 27.76	0.007
No	1.00	Reference	
<b>Spouse accuses her of unfaithfulness</b>			
Yes	2.54	0.24 - 27.05	0.440
No	1.00	Reference	
<b>Spouse doesn't permit her to meet female friends</b>			
Yes	0.14	0.01 - 3.04	0.211
No	1.00	Reference	
<b>Spouse limit contact with her family</b>			
Yes	2.09	0.24 - 18.00	0.502
No	1.00	Reference	
<b>Spouse insist to know where respondent is all</b>			
Yes	*51.36	3.22 - 81.87	0.005
No	1.00	Reference	

aOR adjusted Odds Ratio CI Confidence Interval \*Significant at 5% Omitted due to insufficient responses in one of the categories

#### 4.5.2.6 Factors Associated with any of Emotional, Physical, Sexual and Financial Violence

- i. Factors associated with any of emotional, physical, sexual and financial violence from bivariate logistic regression

The odds of domestic violence (any form of emotional, physical, sexual and financial) nearly doubled among women in Oyo South (OR = 1.87, 95% CI: 1.08-3.56,  $p=0.047$ ) and Oyo Central (OR = 1.99, 95% CI: 1.06-3.73,  $p=0.033$ ) senatorial districts than in Oyo North (Table 4.30). The odds of domestic violence was nearly five times higher in urban areas than in the rural areas (OR = 4.80, 95% CI: 2.10-10.97,  $p=0.000$ ). The likelihood of domestic violence was three times higher among women that primary education than those that had higher education (OR = 2.43, 95% CI: 1.07-5.53,  $p=0.034$ ). The women whose husbands had no education were 63% less likely (OR = 0.37, 95% CI: 0.14-0.99,  $p=0.0482$ ) and while those whose spouses had up to secondary education were about twice more likely (OR = 2.15, 95% CI: 1.09-4.24,  $p=0.027$ ) to suffer any domestic violence than those whose husbands had higher education.

The odds of domestic violence was significantly higher among women whose husbands get jealous when they are with other men (OR = 6.38, 95% CI: 3.29-12.37,  $p=0.000$ ); spouses who drink alcohol (OR = 5.03, 95% CI: 2.49-10.17,  $p=0.000$ ); spouses who accuse wives of unfaithfulness (OR = 28.23, 95% CI: 8.25-96.63,  $p=0.000$ ); spouses who don't permit their wives to meet their female friends (OR = 14.60, 95% CI: 4.80-44.41,  $p=0.000$ ); spouses who limit wives' contact with their family (OR = 25.62, 95% CI: 5.77-113.67,  $p=0.000$ ) and spouses who always insist on knowing where the women are (OR = 55.53, 95% CI: 12.88-239.32,  $p=0.000$ ) than those whose husbands do not (Table 4.31).

**Table 4.30: Factors Associated with the Occurrence of any of Emotional, Physical, Sexual and Financial Violence among Women (Respondents' Characteristics)**

<b>Characteristics</b>	<b>OR</b>	<b>95% CI</b>	<b>p-value</b>
<b>Senatorial District</b>			
Oyo North	1.00	Reference	
Oyo South	*1.87	1.08 - 3.56	0.047
Oyo Central	*1.99	1.06 - 3.73	0.033
<b>Residence</b>			
Urban	*4.80	2.10 - 10.97	0.000
Rural	1.00	Reference	
<b>Marital Status</b>			
Married	1.00	Reference	
Formerly Married	1.49	0.35 - 6.36	0.593
<b>Age</b>			
15-24 year	1.00	Reference	
25-34 year	1.11	0.46 - 2.70	0.816
35-49 year	1.17	0.48 - 2.84	0.736
<b>Household Wealth Status</b>			
Poorest	0.77	0.32 - 1.87	0.562
Poorer	1.36	0.60 - 3.09	0.464
Middle	2.09	0.95 - 4.61	0.069
Richer	1.89	0.86 - 4.19	0.115
Richest	1.00	Reference	
<b>Ethnicity</b>			
Yoruba	0.91	0.49 - 1.70	0.776
Other	1.00	Reference	
<b>Religion</b>			
Christian	1.19	0.72 - 1.96	0.503
Islam	1.00	Reference	
<b>Highest Education</b>			
None	0.48	0.17 - 1.38	0.175
Primary	*2.43	1.07 - 5.53	0.034
Secondary	1.79	0.88 - 3.64	0.109
Higher	1.00	Reference	
<b>Spouse Highest Educational</b>			
No Education	*0.37	0.14 - 0.99	0.048
Primary	1.78	0.72 - 4.43	0.214
Secondary	2.15	1.09 - 4.24	0.027
Higher	1.00	Reference	
<b>Current employment status</b>			
Employed	3.02	0.98 - 9.26	0.053
Unemployed	1.00	Reference	
<b>Spouse employment status</b>			
Employed	1.66	0.46 - 6.04	0.440
Unemployed	1.00	Reference	

OR Odds Ratio CI Confidence Interval \*Significant at 5%

**Table 4. 31: Factors Associated with the Occurrence of any of Emotional, Physical, Sexual and Financial Violence among Women (Husbands' Attitudes)**

<b>Characteristics</b>	<b>OR</b>	<b>95% CI</b>	<b>p-value</b>
<b>Spouse jealous when with other men</b>			
Yes	*6.38	3.29 - 12.37	0.000
No	1.00	Reference	
<b>Spouse drinks alcohol</b>			
Yes	*5.03	2.49 - 10.17	0.000
No	1.00	Reference	
<b>Spouse accuses her of unfaithfulness</b>			
Yes	*28.23	8.25 - 96.63	0.000
No	1.00	Reference	
<b>Spouse doesn't permit her to meet female friends</b>			
Yes	*14.60	4.8 - 44.41	0.000
No	1.00	Reference	
<b>Spouse limit contact with her family</b>			
Yes	*25.62	5.77 - 113.67	0.000
No	1.00	Reference	
<b>Spouse insist to know where respondent is all time</b>			
Yes	*55.53	12.88 - 239.32	0.000
No	1.00	Reference	

OR Odds Ratio CI Confidence Interval \*Significant at 5%

- ii. Adjusted factors associated with the occurrence of any of emotional, physical, sexual and financial violence among women from multiple logistic regression

The adjusted odds of having any of emotional, physical, sexual and financial violence nearly doubled among women in Oyo Central (aOR = 2.17, 95% CI: 1.07-4.84, p=0.0457) senatorial district than in Oyo North senatorial district but was only insignificantly higher in Oyo South than in the North as shown in Table 4.32. The adjusted odds of any of emotional, physical, sexual and financial violence was five times higher in urban areas than in the rural areas (aOR = 4.95, 95% CI: 1.53-16.06, p=0.008).

The adjusted likelihood of any of emotional, physical, sexual and financial violence was three times higher (aOR = 2.90, 95% CI: 1.05-8.01, p=0.004) among women from households in the middle wealth quintile than those from households in the richest wealth quintile. The adjusted likelihood of any of emotional, physical, sexual and financial violence was 83% lower among women whose husbands had no education

than those whose spouses had up to higher education (aOR = 0.17, 95% CI: 0.03-0.93, p=0.042).

The adjusted odds of any form of violence was significantly higher among women whose spouse accuse of unfaithfulness (OR = 3.49, 95% CI: 1.31-18.86, p=0.039) and spouses who always insist on knowing where the women are (aOR = 41.83, 95% CI: 3.62-48.04, p=0.003) than those whose husbands do not.

**Table 4.32: Adjusted Factors Associated with the Occurrence of any of Emotional, Physical, Sexual and Financial Violence among Women**

<b>Characteristics</b>	<b>aOR</b>	<b>95% CI</b>	<b>p-value</b>
<b>Senatorial District</b>			
Oyo North	1.00	Reference	
Oyo South	2.03	0.87 - 4.74	0.101
Oyo Central	*2.17	1.07 - 4.84	0.045
<b>Residence</b>			
Urban	*4.95	1.53 - 16.06	0.008
Rural	1.00	Reference	
<b>Household Wealth Status</b>			
Poorest	2.61	0.57 - 12.03	0.217
Poorer	1.43	0.45 - 4.53	0.545
Middle	*2.90	1.05 - 8.01	0.040
Richer	1.47	0.55 - 3.88	0.441
Richest	1.00	Reference	
<b>Highest Education</b>			
None	1.92	0.35 - 10.66	0.455
Primary	1.49	0.34 - 6.49	0.595
Secondary	0.94	0.28 - 3.22	0.923
Higher	1.00	Reference	
<b>Spouse Highest Educational</b>			
No Education	*0.17	0.03 - 0.93	0.042
Primary	0.79	0.17 - 3.78	0.768
Secondary	1.45	0.44 - 4.85	0.542
Higher	1.00	Reference	
<b>Spouse employment status</b>			
Employed	8.50	0.39 - 186.77	0.175
Unemployed	1.00	Reference	
<b>Spouse jealous when with other men</b>			
Yes	0.33	0.05 - 2.07	0.236
No	1.00	Reference	
<b>Spouse drinks alcohol</b>			
Yes	1.54	0.57 - 4.17	0.392
No	1.00	Reference	
<b>Spouse accuses her of unfaithfulness</b>			
Yes	*3.49	1.31 - 18.66	0.039
No	1.00	Reference	
<b>Spouse doesn't permit her to meet female friends</b>			
Yes	0.54	0.07 - 4.06	0.549
No	1.00	Reference	
<b>Spouse limit contact with her family</b>			
Yes	3.22	0.34 - 30.72	0.309
No	1.00	Reference	
<b>Spouse insist to know where respondent is all</b>			
Yes	*41.83	3.62 - 48.04	0.003
No	1.00	Reference	

aOR adjusted Odds Ratio CI Confidence Interval \*Significant at 5%

#### 4.5.2.7 Acceptability of “Wife-Beating”

Most participants in the KII and FGD believed that VAW under any disguise is not acceptable but that it still happens. A male KII participant stated that

*“No, no, violence against women, whichever form it takes, is not acceptable”, (Male, 55, KII)*

Also a nineteen-year-old currently married woman stated that

*“I don’t think so, how can I accept that my husband should beat me? But I think it is acceptable to the general society”, (Currently Married Woman, 19, FGD 2).*

A forty-two-year-old currently married woman also agreed that VAW is not acceptable

*“Violence against women is not acceptable but it is happening”, (Formerly Currently Married Woman, 42, FGD 1)*

These assertions were further corroborated by the participants in the quantitative data collection. Table 4.33 shows the prevalence of acceptability of husband beating by selected women characteristics and husband violent attitudes among the respondents. Across the senatorial district, the highest proportion of women in Oyo North (12.6%) reported that it is acceptable for a woman to be bitten if she goes out without telling their husband, 10.8% if she neglects her children, 12.4% if she argues with the husband, 9.7% if she refuses sex with the husband, 6.4% if she burns food, compared with Oyo South (1.9%, 0.9%, 0.6%, 2.8%, and 2.8% respectively) and Oyo central (1.0%, 0.7%, 0.0%, 0.7% and 0.0% respectively) as shown in Table 4.33.

By the place of residence, higher proportions of women residing in a rural area compared with the urban women that it is acceptable for a woman to be bitten if she goes out without telling their husband (5.7% vs 3.9%), if she neglects her children (3.9%



vs 3.1%), if she argues with the husband (3.9% vs 3.3%), if she refuses sex with the husband (6.5% vs 3.1%) and if she burns food (4.0% vs 2.3%).

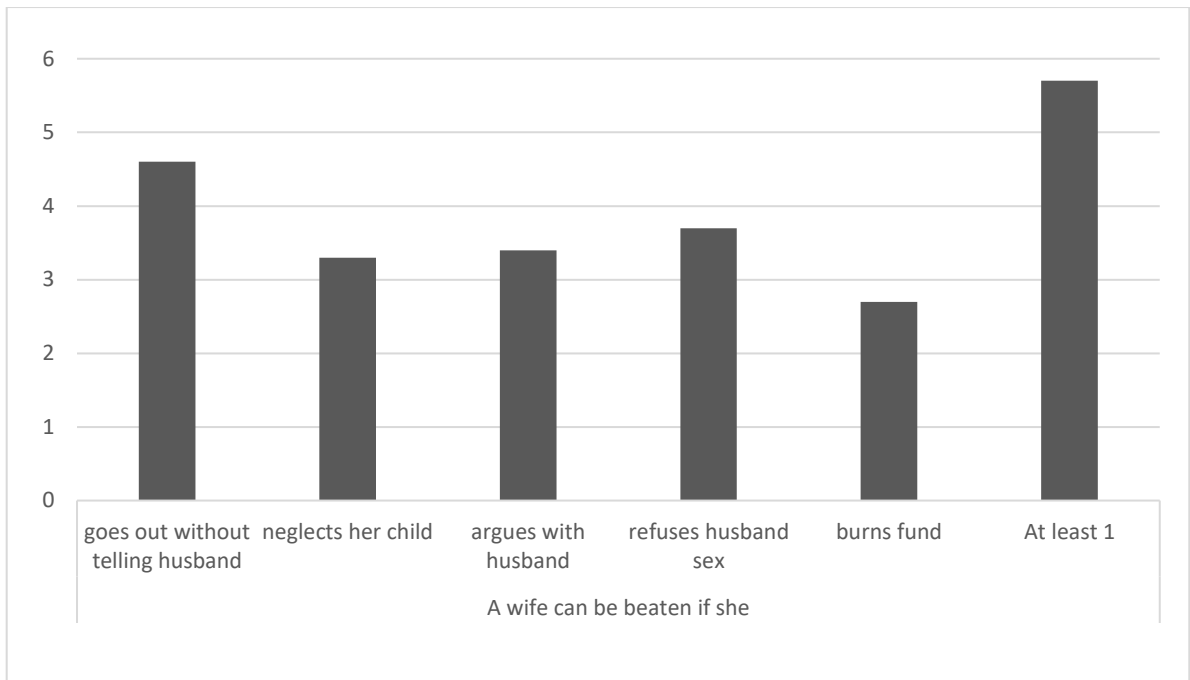
Overall, 4.6% confirmed that it is acceptable for a woman to be bitten if she goes out without telling their husband, 3.3% if she neglects her children, 3.4% if she argues with the husband, 3.7% if she refuses sex with the husband, and 2.7% if she burns food (Figure 4.2). Across the board, 5.7% of the women accepted that a woman can be beaten if she goes out without telling their husband, or she neglects her children, or if she argues with the husband, or if she refuses sex with the husband, and or if she burns food as shown in Table 4.34.

**Table 4.33: Acceptability of Husband Beating by Selected Respondents' Characteristics**

Characteristics	n	It is acceptable to beat wife when she					At least 1 of the reasons (%)
		Goes out without telling him (%)	Neglects her child (%)	Argues with husband (%)	Refuses husband sex (%)	Burns fund (%)	
<b>Senatorial District</b>							
Oyo North	78	12.6	10.8	12.4	9.7	6.4	15.1
Oyo South	113	1.9	0.9	0.9	2.8	2.8	4.1
Oyo Central	109	1.0	0.7	0.0	0.7	0.0	1.0
<b>Residence</b>							
Urban	247	3.9	3.1	3.3	3.1	2.3	4.9
Rural	53	5.7	3.9	3.9	6.5	4.0	9.2
<b>Marital Status</b>							
Married	291	4.6	3.6	3.8	3.7	2.6	6.0
Formerly Married	9	0.0	0.0	0.0	0.0	0.0	0.0
<b>Age</b>							
15-24 year	35	2.9	0.7	1.1	2.2	1.1	2.9
25-34 year	124	5.6	4.5	4.0	4.4	2.8	7.4
35-49 year	141	3.6	3.3	3.9	3.8	3.2	5.5
<b>Spousal Age difference</b>							
Same Age	11	0.0	0.0	0.0	0.0	0.0	0.0
Wife Younger	289	4.8	3.7	3.9	3.8	2.7	6.1
<b>Household Wealth Status</b>							
Poorest	50	6.4	6.4	6.4	6.3	5.4	8.5
Poorer	62	3.5	2.5	1.5	3.2	1.9	6.0
Middle	65	8.2	6.7	4.9	5.5	4.3	8.2
Richer	71	0.0	0.0	0.0	0.0	1.4	1.4
Richest	52	4.2	1.6	5.8	5.0	0.8	5.8
<b>Ethnicity</b>							
Yoruba	256	3.9	3.0	3.2	3.3	2.0	5.0
Other	44	6.1	4.7	4.7	6.2	6.5	9.7
<b>Religion</b>							
Christian	141	2.8	2.0	2.8	2.5	1.0	3.4
Islam	158	4.0	3.6	3.1	3.6	2.2	5.3
<b>Highest Education</b>							
None	42	7.2	6.0	6.0	2.9	1.7	7.2
Primary	57	3.0	2.7	2.7	3.9	5.0	5.0
Secondary	150	3.8	2.8	2.7	3.8	2.4	5.7
Higher	51	4.5	3.3	4.6	3.8	1.7	5.4
<b>Spouse Highest</b>							
No Education	68	7.5	7.4	6.2	5.5	3.5	8.2
Primary	43	2.6	2.6	2.6	2.6	2.6	2.6
Secondary	123	4.3	2.5	3.0	3.5	2.6	7.0
Higher	59	3.5	2.3	3.5	2.8	1.6	3.5
<b>Current employment</b>							
Employed	290	4.3	3.2	3.4	3.7	2.5	5.9
Unemployed	10	4.0	4.0	4.0	4.0	4.0	4.0
<b>Spouse employment status</b>							
Employed	289	4.7	3.6	3.8	3.7	2.7	6.0
Unemployed	11	0.0	0.0	0.0	0.0	0.0	0.0
<b>Total</b>	<b>300</b>	<b>4.6</b>	<b>3.3</b>	<b>3.4</b>	<b>3.7</b>	<b>2.7</b>	<b>5.7</b>

**Table 4. 34: Acceptability of Husband Beating by Selected Husbands' Attitudes**

Characteristics	n	It is acceptable to beat wife when she					At least 1 of the reasons (%)
		Goes out without telling him (%)	Neglects her child (%)	Argues with husband (%)	Refuses husband sex (%)	Burns fund (%)	
<b>Spouse jealous when with</b>							
Yes	58	3.3	0.8	2.3	4.2	1.1	6.3
No	242	4.8	4.1	4.0	3.4	2.9	5.6
<b>Spouse drinks alcohol</b>							
Yes	42	4.0	2.6	2.6	2.6	2.6	4.0
No	258	4.6	3.6	3.8	3.7	2.5	6.1
<b>Spouse accuses her of unfaithfulness</b>							
Yes	37	3.9	0.0	2.4	5.4	1.7	8.7
No	263	4.6	4.0	3.8	3.3	2.6	5.4
<b>Spouse doesn't permit her to meet female</b>							
Yes	23	6.3	0.0	3.7	8.5	2.8	13.8
No	277	4.4	3.8	3.7	3.1	2.5	5.1
<b>Spouse limit contact with her family</b>							
Yes	22	6.3	2.2	6.3	6.3	3.0	9.2
No	278	4.4	3.6	3.5	3.3	2.5	5.5
<b>Spouse insist to know where respondent is all</b>							
Yes	39	6.5	2.8	5.0	7.8	4.4	10.9
No	261	4.2	3.6	3.5	2.9	2.2	5.0
<b>Total</b>	<b>300</b>	<b>4.6</b>	<b>3.3</b>	<b>3.4</b>	<b>3.7</b>	<b>2.7</b>	<b>5.7</b>



**Figure 4.2: Acceptability of Wife-Beating by Selected Women Characteristics and Husbands' Violence Attitudes**

#### **4.5.2.8 Relationship Between “Wife-Beating” Acceptability and Haven had own Father Beat their own Mother**

The study sought to understand if an experience of own mother been beaten by their own father could influence the acceptability of husbands beaten by the women. Of all the women that stated that husband's beating for any of the reasons is acceptable, none had her mother beaten by her father, but 1.22% of the women who disagreed that wife-beating are acceptable claimed that their fathers have once beaten their mothers as shown in Table 4.35.

**Table 4.35: Relationship Between Beating Acceptability and Haven had own Father Beat own Mother by Selected Husbands' Attitudes**

<b>Husband beating wife is acceptable if she...</b>	<b>n</b>	<b>Own Father have beaten their own mother</b>	<b>Own Father never beat their own mother</b>
Goes out without telling him	300	1.20	98.80
Neglects her child	300	1.19	98.81
Argues with husband	300	1.19	98.81
Refuses husband sex	300	1.19	98.81
Burns food	300	1.18	98.82
<b>Any of above</b>	<b>300</b>	<b>1.22</b>	<b>98.78</b>

#### 4.5.2.9 Frequency at Which Women get Afraid of Husband/Spouse

Fearing one's husband can either stimulate violence or be as a result of violence. The respondents were asked how often they are afraid of their husbands or spouses. Overall, 1.3% of the women were always afraid of their husbands, 22.8% sometimes and 75.9% were never afraid of their husbands (Table 4.36). It is striking that women 10.2% of the women whose spouses accuses of unfaithfulness and 9.6% of those whose spouses insist on knowing their whereabouts were always afraid of their husbands. As shown in Table 4.36, 19.4% of the women in Oyo North, Oyo South (17.7%) and Oyo central (30.5%) were sometimes afraid of their husbands. About 24.5% of respondents in the urban areas and 15.0% in rural areas were sometimes afraid of their husbands. The proportion of women that sometimes get afraid of their husband among those that were currently married (23.4%) and none among the formerly married. The proportion was 44.5% among those aged 15 to 24 years, 25 to 34 years (20.4%), and 19.5% among those aged 35 to 49 years.

Among the women younger than the husbands, 24.3% were sometimes afraid of husbands compared with 0.0% among women of the same age with their husbands. On women educational attainment, 14.9% of those with no education sometimes get afraid of their spouses, primary (21.6%), secondary (25.4%) and higher education (23.0%). Whereas, for the spouses, educational attainment, 15.4% of women whose husbands had no education, primary (13.8%), secondary (32.8%) and higher education (20.6%) were sometimes afraid of their spouses (Table 4.37).

**Table 4.36: Distribution of Frequency at which Women get Afraid of Husband/Spouse by Selected Respondents' Characteristics**

<b>Characteristics</b>	<b>n</b>	<b>Never</b>	<b>Sometimes</b>	<b>Always</b>
<b>Senatorial District</b>				
Oyo North	78	79.7	19.4	0.9
Oyo South	113	80.1	17.7	2.2
Oyo Central	109	69.0	30.5	0.5
<b>Residence</b>				
Urban	247	74.0	24.5	1.5
Rural	53	85.0	15.0	0.0
<b>Marital Status</b>				
Married	291	75.5	23.4	1.1
Formerly Married	9	92.0	0.0	8.0
<b>Age</b>				
15-24 year	35	55.5	44.5	0.0
25-34 year	124	76.6	20.4	3.0
35-49 year	141	80.5	19.5	0.0
<b>Spousal Age difference</b>				
Same Age	11	100.0	0.0	0.0
Wife Younger	289	74.7	24.3	1.1
<b>Household Wealth Status</b>				
Poorest	50	86.1	13.9	0.0
Poorer	62	83.1	15.8	1.1
Middle	65	70.7	29.4	0.0
Richer	71	66.2	29.5	4.3
Richest	52	77.7	22.3	0.0
<b>Ethnicity</b>				
Yoruba	256	75.2	23.3	1.5
Other	44	80.0	20.0	0.0
<b>Religion</b>				
Christian	141	73.7	24.4	1.9
Islam	158	77.5	22.5	0.0
<b>Highest Education</b>				
None	42	85.1	14.9	0.0
Primary	57	77.2	21.6	1.2
Secondary	150	72.5	25.4	2.0
Higher	51	77.1	23.0	0.0
<b>Spouse Highest Educational</b>				
No Education	68	81.0	15.4	3.7
Primary	43	86.2	13.8	0.0
Secondary	123	66.8	32.8	0.5
Higher	59	79.4	20.6	0.0
<b>Current employment status</b>				
Employed	290	76.4	22.3	1.3
Unemployed	10	62.8	37.2	0.0
<b>Spouse employment status</b>				
Employed	289	75.3	23.7	1.1
Unemployed	11	93.5	0.0	6.5
<b>Total</b>	<b>300</b>	<b>75.9</b>	<b>22.8</b>	<b>1.3</b>

**Table 4. 37: Distribution of Frequency at Which Women get Afraid of Husband/Spouse by Selected Husbands' Attitudes**

<b>Characteristics</b>	<b>n</b>	<b>Never</b>	<b>Sometimes</b>	<b>Always</b>
<b>Spouse jealous when with other</b>				
Yes	58	54.5	39.0	6.5
No	242	81.1	18.9	0.0
<b>Spouse drinks alcohol</b>				
Yes	42	68.9	29.5	1.7
No	258	77.1	21.7	1.2
<b>Spouse accuses her of</b>				
Yes	37	45.7	44.1	10.2
No	263	80.2	19.8	0.0
<b>Spouse doesn't permit her to meet</b>				
Yes	23	50.1	46.9	3.0
No	277	78.1	20.8	1.1
<b>Spouse limit contact with her</b>				
Yes	22	31.4	62.8	5.8
No	278	79.4	19.7	0.9
<b>Spouse insist to know where</b>				
Yes	39	41.0	49.4	9.6
No	261	81.2	18.8	0.0
<b>Total</b>	<b>300</b>	<b>75.9</b>	<b>22.8</b>	<b>1.3</b>

#### **4.5.3 Societal Factors and Elimination of all forms of Violence against Women in Oyo State of Nigeria**

##### **4.5.3.1 Reporting and Help-Seeking Behaviour Among Victims of Violence**

The participants and discussants have similar opinions that violence among couples are never reported. This was ascribed to the fact that the society, the government, the laws and the law enforcement agents did not encourage reporting of violence. A 29-year hold discussant in FGD 2 stated that

*“For the reported cases, police will say this is a “family matter, go and settle it at home”, (Currently Married Woman, 43, FGD 2).*

Others cited family pressure as reasons why they don't report violence

*“The other time when my husband beat me, and I moved out, my parents said I don't have to move out, so the next time I stay there and we fight and settle it”, (Currently Married Woman, 26, FGD 2)*



A formerly married woman claimed that the way reported cases were often handled is discouraging.

*“My former husband just beat me, my brothers complained at the police station but nobody arrested and punished him. I don’t think there is any law to protect women. This is very discouraging”, (Formerly Married Woman, 42, FGD 1)*

Table 4.38 shows the distribution of health-seeking behaviour of victims of violence. Multiple response questions were used. Among the 51 respondents who claimed to have suffered violence, 6.8% usually seek help from own family, 9.8% usually seek help from husband, 2.7% usually seek help from religious leaders, 4.3% usually seek help from their lawyers, 19.0% usually seek help from anyone else. Whereas none of the victims sought help from former husband, current husband, neighbour, others, social services, friends, police, and doctors. In all, only 22.2% of the 51 women who ever experienced violence sought help from somebody (Table 4.38).

**Table 4.38: Distribution of Help-Seeking Behaviour among Victims of Violence**

<b>From whom help was sought</b>	<b>No</b>	<b>Yes</b>
Own family	48(93.2)	3(6.8)
Husband family	46(90.2)	5(9.8)
Religious leader	50(97.3)	1(2.7)
Lawyer	49(95.7)	2(4.3)
Former husband	51(100.0)	0(0.0)
Current husband	51(100.0)	0(0.0)
Neighbour	51(100.0)	0(0.0)
Others	51(100.0)	0(0.0)
Social services	51(100.0)	0(0.0)
Friends	51(100.0)	0(0.0)
Police	51(100.0)	0(0.0)
Doctors	51(100.0)	0(0.0)
Anyone else	32(81.0)	7(19.0)
<b>Help from anyone</b>	<b>40(77.8)</b>	<b>11(22.2)</b>

#### 4.5.3.2 Perpetrators of Violence (EV, PV and SV)

The commonest perpetrators of violence were identified as the partners and their husbands. The participants claimed that except for violent acts before marriage, nearly all violence acts during marital life are carried out by the husbands. The two KII from the Ministry of Women Affairs in Oyo State claimed that, except for few cases of rape by outsiders, nearly all known cases among women in marriage or partnership are carried out by the male partners.

*“Most violence among ever-partnered women are from their partners”  
(Male, 55, KII)*

*“Except for few cases of rape by outsiders, nearly all known cases of violence among women in partnerships were by their male partners”, (Female, 49, KII)*

The discussants in the two FGDs agreed that partners and husbands are the perpetrators of violence. A formerly married woman affirmed that his former husband uses to force him to have sexual intercourse together when she doesn't want, especially after they have finished fighting.

*“My former husband use to beat me and force me for sex, I pack and left his house when it became unbearable”, (Formerly Currently Married Woman, 42, FGD 1)*

However, a currently married woman reported affirmed that he was once assaulted sexually by strangers.

*“Yes, I was once touched by some strangers while walking home in a dark street, only God saved me”, (Currently Married Woman, 43, FGD2)*

Also, a currently married woman affirmed that no one else besides her husband beat her except emotional violence caused by her in-laws whenever she had issues with the husband.

*“Na only my husband o, I no dey fight with another person except some quarrels with my in-laws when they support my husband”,  
(Currently Married Woman, 26, FGD 2)*

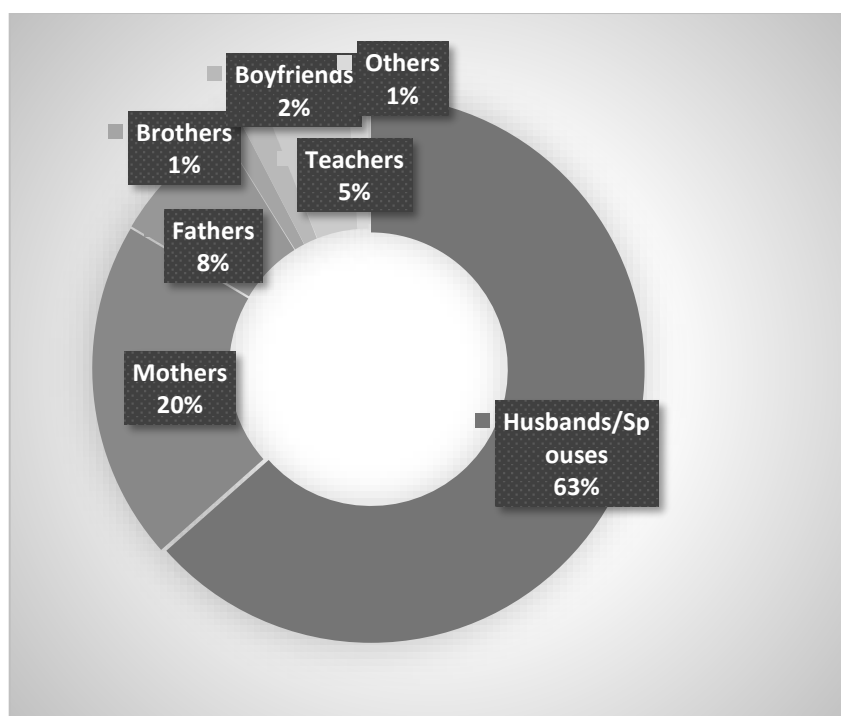
These findings are supported by quantitative analysis. This section detailed the distribution of people who have ever perpetrated VAW. The Table 4.39 shows that the husbands/spouses (15.8%) are the commonest perpetrators of VAW, mothers (5.0%), fathers (1.9%), brothers (0.3%), boyfriends (0.4%), teachers (1.2%), and others (0.3%).

The analysis of the multiple responses on who has ever perpetrated violence against the 51 respondents are shown in Figure 4.3. The husbands/spouses committed 63% of all VAW, 20% by mothers, 8% by fathers, 5% by teachers and the remaining 4% shared among other people.

**Table 4.39: Distribution of Perpetrators of Violence against Women**

Perpetrator	Frequency	%
Husband		
No	253	84.2
Yes	47	15.8
Mother		
No	284	94.7
Yes	16	5.3
Father		
No	295	98.3
Yes	5	1.7
Brother/Sister		
No	299	99.7
Yes	1	0.3
Former Boyfriend		
No	300	100.0
Yes	0	0.0
Teacher		
No	297	99.0
Yes	3	1.0
Others		
No	299	99.7
Yes	1	0.3
<b>Total</b>	<b>300</b>	<b>100.0</b>

Multiple responses

**Figure 4.3: Distribution of Perpetrators of VAW**

## CHAPTER FIVE

### SUMMARY OF FINDINGS, DISCUSSION, CONCLUSION AND RECOMMENDATIONS

#### 5.1 Introduction

This Chapter contains a summary of the findings of this study, discussions, conclusions and recommendations arising from this study. Firstly the findings were discussed, then the key findings followed by the conclusions and the some recommendations to reduce the burden of VAW.

#### 5.2 Discussions

The prevalence and grave consequences of VAW propelled the United Nations in 2015 to make gender equality the SDG 5 and empowerment of all women and girls a cardinal target of the goal through “the elimination of all forms of VAW” (United Nations, 2015). The United Nations further recommended a periodical review of how close regions and nations are towards achieving these goals. These motivated the current study. Over the years, VAW is one of the most dastard act against the womanhood, but it is unarguably one of the most unrecognized and unreported human right abuse. VAW has been reported to be influenced norms and socio-cultural context of where women live varies among countries (Sivaram et al., 2011).

##### **5.2.1 Influence of Socio-Demographic Characteristics on Elimination of all forms of Violence against Women in Oyo State of Nigeria**

About one eight of women had ever suffered physical violence while one in every thirteen women have experienced one form of physical violence recently. Prevalence of physical violence found in the current study is lower than the global estimate of one third (Deering et al., 2014). Nonetheless, physical violence remains a major public health challenge in the study area. Emotional violence and financial violence constitute

a cornerstone of domestic violence, but they are both very difficult to assess, substantiate and quantified. In the current study, it was found that both emotional violence and financial violence are very prevalent among the studied population with higher reports of financial violence. A recent report stated that “gender inequality in the home can result in economic violence, whereby a male partner restrains a woman’s ability to access economic resources as a form of intimidation and coercion” (Tavares & Wodon, 2018). Economic violence results in the deprivation of a woman of the economic means that are necessary to leave a normal life.

Our finding was further corroborated by the reports of Fagbamigbe et al. that the “prevalence of domestic violence is high and there are cultural diversities in the pattern, prevalence and factors associated with spousal violence” in Nigeria, Kenya, and Mozambique (Fagbamigbe et al., 2020). Similar assertions were made elsewhere in SSA (Bamiwuye & Odimegwu, 2014; Goo & Harlow, 2017; Roman & Frantz, 2013).

Sexual violence is the least common type of violence reported by the respondents in the quantitative study at 2.6%. This is supported by the findings of the qualitative study. Sexual violence is expected to be lower within married people. The lower sexual violence prevalence found in this study could be attributed to the fact that the studied population are mostly married. Blondeel et al. had reported that the prevalence of coerced and forced sexual acts among girls younger than 16 years to be about 15 to 20% in most developed countries (Blondeel et al., 2018).

Semahegn et al. have estimated lifetime history of sexual coercion among the US and Germany women to be 13% (Semahegn & Mengistie, 2015) while Ogunbode et al. found the prevalence of coerced sex ranged from 14% in rural Uganda to 32% in urban South Africa (Ogunbode et al., 2014). In Ghana, 25% of females in a recent study

reported that their first sexual intercourse had been forced (Wrigley-asante et al., 2016). Reports have however shown that sexual violence is highest among sex workers. Sivaram et al. Found that two-thirds of sex workers in Chennai, India have reported forced sexual act within three months preceding the data collection (Sivaram et al., 2011). The participants in the key informant interviews and the focus group discussions agreed with the empirical evidences that different types of violence occur in the study area.

### **5.2.2 Relationship Factors and Elimination of all forms of Violence against Women in Oyo State of Nigeria**

The analysis in the current study showed variations in the occurrence of domestic violence by the age of the women, although this was not statistically significant. A WHO multi-regional study in 2013 showed that domestic violence was more prevalent among ever-married women aged 15-19 years, but the lifetime experience increases as the women grow older (World Health Organization, 2013). Similarly, Fagbamigbe et al. found the risk of domestic violence to be higher among younger, ever-married women than the older women across in Nigeria, Kenya, and Mozambique (Fagbamigbe et al., 2020). Other earlier reports are in tandem with this (Adebowale, 2018; Akpanta et al., 2017; Eldoseri & Sharps, 2017; Heise, 2016; Izugbara, 2018; Volpe et al., 2013). Unlike a report by Wrigley-Asante et al. that found young women to be at higher risk of sexually-related violence than older women (Wrigley-asante et al., 2016), the current study did not find any significant relationship between women age and risk of sexual violence.

Although previous studies such as Mathau et al. reported that “ethnicity, culture, race, ethnicity, language, socio-economic or class and religion” could influence the occurrence of violence in Africa (Mashau, Kone, & Mutshaeni, 2015), religion was not

significant to violence in the current study. However, the relationship between ethnic divides and violence among the respondents should be taken with caution as the study was conducted in a Yoruba land and most respondents were Yorubas. Notwithstanding, the lower preponderance of violence among the Yoruba women aligned with reports of Fagbamigbe et al. that found variability in the risk of violence viz-a-viz religion and ethnicity among married women in Nigeria, Kenya and Mozambique (Fagbamigbe et al., 2019). Other studies took similar positions on this (Adebowale, 2018; Bamiwuye & Odimegwu, 2014; Izugbara, 2018; Women Safety Services, 2019).

The current study found a higher preponderance of domestic violence among the formerly married women than among the currently married women. Although similar findings were reported in earlier studies (Anderberg et al., 2018; Edwards, 2015; Wong et al., 2016), it remains unclear if the higher likelihood of violence among this women was associated to why they quitted their marriage or their new status exposed them more to violence. Nonetheless, the formerly married women had higher tendencies of recent domestic violence. Nawa et al. suggested that incessant violence in marriages could have ignited breakdown of marriages in a recent study (Nawa, 2019).

In this study, the association between recent experience of domestic violence and respondents' employment status as well as the employment status of their spouses were insignificant. One would have expected the currently unemployed women to be at higher odds of violence. This is at variance with findings of Semahegn et al. that found a significant association between women employment and the risk of domestic violence (Semahegn & Mengistie, 2015). Although the currently employed spouses have a higher likelihood of violating their spouses than the currently unemployed women, the likelihood was insignificant.



While women educational attainment was not associated with experience of any of the violence, spouses' educational attainment was associated with odds of domestic violence. Women with up to primary or secondary education in the study area had higher risks of domestic violence than those with higher education. Existing literature was in agreement with this finding that association exists between violence and women education (Eldoseri & Sharps, 2017; Leite et al., 2017; Thomson et al., 2015; Umubyeyi et al., 2014).

The pattern of prevalence of violence by women education is worth noting. There are similarities in the risk of violence between those that had no education and those that had up to higher education and also between the women that had primary or secondary education. There may be a need for further study to explore why experience among women who have tertiary education or no education are similar. However, the adjusted likelihood of any of emotional, physical, sexual and financial violence was much lower among women whose husbands had no education than those whose spouses had up to higher education.

Also, the outcome of the current study is at variance with some earlier findings that posited poverty, socioeconomic status, and educational attainment as risk factors of physical and sexual violence. For instance Decker et al., Deering et al. and Ngonga et al. found that less educated and poorer women are at higher odds of sexual violence (Decker et al., 2017; Deering et al., 2014; Ngonga, 2016).

The senatorial district where the women lived was associated with their experience of violence. Higher likelihoods of violence were found among women in Oyo Central senatorial district than in the two other senatorial districts. The likelihood was significantly higher than in Oyo North senatorial district but was only

insignificantly higher in Oyo South. The Oyo Central senatorial district is largely urban with a close resemblance with the settlement settings in Oyo South senatorial district while Oyo North senatorial district is largely rural with most residents doing peasant works. Also, being a rural resident appeared to have lowered the prevalence and risk of any type of violence among ever-married women in Nigeria. The risk of violence in urban areas was five times higher than in rural areas.

There might be a need for further study to understand the peculiar characteristics which propel men in urban areas to be more violent than those in rural areas. The finding in this study is at variance with outcomes of an India study which reported a higher prevalence of violence in rural areas than in urban areas (George et al., 2016). Whereas some other studies found no significant differences in the risk of violence among rural women and urban women (Adebowale, 2018; Edwards, 2015; Strand & Storey, 2019). The findings in the current study suggest that violence is related to geographical, regional and rural-urban differences in where people live.

Women in households in the middle wealth quintile had the highest risk of violence in the studied areas than those from households in the poorest and richest wealth quintiles. Nonetheless, these differences were generally insignificant. This finding is at variance with the findings of a multi-country study from the SSA region which reported a higher likelihood of violence among women in the household in richer wealth quintiles (Bamiwuye & Odimegwu, 2014; Izugbara, Obiyan, Degfie, & Bhatti, 2020). The findings in the current study suggest that economic empowerment targeted at increasing women capacity for better livelihood will not necessarily curb violence, rather a wholesome approach targeted at behavioural changes and strong law with enforcement are necessary to combat the menace of VAW.

### **Acceptability of physical violence among women**

Most respondents in the FGD and the KII unanimously agreed that culture has more or less supported VAW. Overall, 1 in 20 women who participated in the quantitative data collection confirmed that it is acceptable that a woman should be bitten by her husband if she goes out without telling their husband, 3% if she neglects her children, 3% if she argues with the husband, 4% if she refuses sex with the husband, and 3% if she burns food. Across the board, 5.7% of the women accepted that a woman can be beaten if she goes out without telling their husband, or she neglects her children, or if she argues with the husband, or if she refuses sex with the husband, and or if she burns food. Ordinarily, women need not fear husbands or spouses, but 23% of the respondents were afraid of their husbands and spouses sometimes while 1.3% were always afraid of their husbands. This is similar to the conclusions of Tran et al. that acceptability of ‘wife-beating’ was most common in Africa and South Asia than in other low- and middle-income countries (Tran, Nguyen, & Fisher, 2016). The authors affirmed that the acceptability is commoner among the most disadvantaged people – such as uneducated or less educated individuals, living in rural areas and the lowest part of the economic ladder (Tran et al., 2016).

The widespread justification of “wife-beating” in low- and middle-income countries (Sardinha & Catalán, 2018) is totally against the United Nation that no beating of women under any disguise is acceptable. The culture, norms and social landscape in the study area have relegated the women to the background and positioned the husbands as having domineering power and control over the women. Also, the fact that men earn more than women has put the women at the receiving end and has probably encouraged men to perpetrate VAW.

### **5.2.3 Societal Factors and Elimination of all forms of Violence against Women in Oyo State of Nigeria**

#### **5.2.3.1 Reporting of Violence**

The outcomes of the KII and the FGD showed that VAW is rarely reported in the study area. A similar pattern was found in the quantitative data. Among the 51 respondents who claimed to have suffered violence, only 22.2% ever sought help from anyone. A lowly 7% reported and sought help from their own family, 10% reported and sought help from the husbands, 3% reported and sought help from religious leaders and 4% from their lawyers. None of the victims of violence sought help from a former husband, current husband, neighbour, doctors, social services, friends, and police.

The weak legislation on violence could have discouraged women from reporting experience of violence (Tavares & Wodon, 2018). The respondents ascribed the poor reporting of violence to the norms and practices of the society towards the act. That is, the society sees VAW as not “unusual” to be given due punishment. Most African societies accept that men can punish their wives if the wife misbehaved.

Violence is grossly underreported in most parts of the world, so the available statistics may not reflect the true burden of violence. This may be ascribed to “shame, fear of not being believed and closeness to the perpetrators” (Akinyemi, Fagbamigbe, Omoluabi, Agunbiade, & Adebayo, 2018; Fagbamigbe et al., 2019, 2020). Studies have shown that cultural, religious, ethnicity, norms and values can influence how women experience violence and how their immediate communities respond to it (Alesina, Brioschi, & La Ferrara, 2016; Women Safety Services, 2019).

#### **5.2.3.4 Gender-related and anti-violence laws, punishments for violence**

The participants in the KII and the FGD confirmed that people are never punished for violent behaviours against women in the study area. Although these participants

affirmed that there are existing laws that forbid both domestic violence and other violent acts, such laws are weak and are poorly enforced by law enforcement agents. These assertions were supported by the quantitative data wherein none of the 51 women who claimed to have been violated against reported to the police. The KII and the FGD participants confirmed that it is a “waste of time” to report to the police. They claimed that only a few cases reported to the police were usually treated with hand gloves to the advantage of the perpetrators. Participants claimed that the police usually release such husbands and advise couples to go home and settle without been charged to court to face justice. Although the existing laws are not strict enough, they are not enforced.

Literature is in agreement that more has to be done regarding laws on violence and its enforcements in Africa (Gibbs, Dunkle, & Jewkes, 2018; Izugbara et al., 2020; Tavares & Wodon, 2018). Legal protection remains weak for sexual violence as a form of domestic violence (Tavares & Wodon, 2018). Tran et al. affirmed that the “patriarchy and the ideologies of male dominance have effects on laws, policy, criminal justice systems, and education that provide supportive conditions for the development and maintenance of attitudes justifying VAW” (Tran et al., 2016), and this has weakened efforts to erode VAW in most African countries.

The analysis showed that the majority of violence perpetrated against women were by the women’s spouses or husbands. Only 6.2% of the women claimed that someone else who is not their spouse had ever hurt the women in any way. The in-depth analysis of the women that have ever been violated showed that two of every three violence were by the husbands/spouses, 20% by the mothers of the women, 8% by their fathers, 5% by teachers and the remaining 4% shared among other people. This finding is in agreement with the reports of Shanko et al. that 70.3% of the perpetrators of IPV in were husbands (Shanko et al., 2013).

Generally, the characteristics of the spouses appeared to have influenced the occurrence of violence than the socio-demographic characteristics of the women. All the 6 characteristics of spouses considered in the current study were associated with a high risk of violence. For instance, spouses who get jealous when they see their wife with other men, spouses who drink alcohol, spouses who accuse wives of unfaithfulness, spouses who don't permit the wife to meet her female friends, spouses who limit wife's contact with her family and spouse who always insist on knowing where the whereabouts of the wife always are more violent.

Two of these husbands' characteristics stood out in the adjusted model. Spouses who accuse their wives of unfaithfulness and spouses who always insist on knowing where their wives are were three times and 42 times more likely to be violent than those whose husbands do not. The findings of Fagbamigbe et al. corroborated these findings. Fagbamigbe et al. found that the risks of violence were double likely for a woman whose partner consumes alcohol and/or whose husband gets jealous when she talks with another man to suffer domestic violence earlier than other women (Fagbamigbe et al., 2019). Some earlier studies in different climes aligned with this position (Abramsky et al., 2011; Oxfam International, 2018; Quit Alcohol, 2019). The studies associated jealousy, alcohol consumption, frequent anger and annoyance, volatility, hostility, and aggression to violent behaviours.

Also, Ogunbode et al. and a 2013 UN report on women agreed that women's age, alcohol consumption by spouses, previous experience of sexual violence put women at a higher likelihood of physical violence (Ogunbode et al., 2014; United Nations Women, 2013). The findings that odds of sexual violence was 39 times higher among women whose spouses accuse of unfaithfulness than those whose husbands do not is

also a source of concern. It is not understood how spouses who accuse their partners of unfaithfulness would perpetuate sexual violence against such women.

### **5.3 Summary of Major Findings**

The overall prevalence of emotional violence, physical violence, sexual violence and financial violence was 13.8%, 12.2%, 3.5% and 20.5% respectively. The prevalence of recent emotional violence, physical violence, sexual violence and financial violence was 10.6%, 7.6%, 2.6% and 20.5% respectively. Nearly one-fifth of the respondents' spouses get jealous when they see their wife with other men, 14.1% of the spouses drinking alcohol, 12.3% of the spouses accuse the wives of unfaithfulness, 7.7% of the spouses don't permit the wives to meet their female friends, 7.2% of the spouse limit wife's contact with her family and about 13.1% of the spouse always insist on knowing where the respondents are. In all 15.8% had ever experienced at least one of emotional violence, physical violence, and sexual violence while 10.9% had recently experienced at least one of emotional violence, physical violence, sexual violence and financial violence and 31.4% had recently experienced an episode of violence.

The prevalence of violence was generally higher among women who are from Oyo South and Oyo Central senatorial districts, who live in the urban area, who were formerly married, aged 15 to 24 years, women who are younger than spouses, women from households in middle wealth quintile, whose husbands have either primary or secondary education, among currently unemployed women and those whose spouses were currently unemployed, women whose husband get jealous when they are with other men than those who don't, whose spouses who drink alcohol than those who don't, spouses who accuse wives of unfaithfulness than those who don't, spouses who don't permit them to meet their female friends, spouses who limit wives' contact with their family and spouse who always insist on knowing where the respondents are.

The adjusted odds of having any of emotional, physical, sexual and financial violence was significantly higher among women in Oyo Central senatorial district than in Oyo North senatorial district but was only insignificantly higher in Oyo South than in the North, higher in urban areas than in the rural areas, higher among women from households in the middle wealth quintile than those from households in the richest wealth quintile, higher among women whose husbands had no education than those whose spouses had up to higher education, higher among women whose spouse accuse of unfaithfulness and among women whose spouse always insist on knowing where the women are than those whose husbands do not.

The husbands/spouses are the commonest perpetrators of VAW as they accounted for two-thirds of all violence. The qualitative interview showed that although there are laws to curb the menace of VAW, such laws are not enforced. More so, women are regarded as second class citizens culturally and this has made some women regard wife-beating by husbands as acceptable. This has also limited the tendencies of women to report violence.

#### **5.4 Conclusions**

Emotional violence, physical violence, and financial violence are very prevalent among the studied women but sexual violence was less prevalent. Nigeria, Oyo State, in particular, is very far from attaining the SDG goal on eradication of all forms of VAW. The observed level of violence among women in this study indicates that the responses to several interventions and campaigns to halt VAW is poor in the study area. While sexual violence is the least common form of violence, financial violence topped the list.



Violence was significantly higher among women in Oyo Central senatorial district than in Oyo North senatorial district but was only insignificantly higher in Oyo South than in the North, higher in urban areas than in the rural areas, higher among women from households in the middle wealth quintile than those from households in the richest wealth quintile, higher among women whose husbands had no education than those whose spouses had up to higher education, higher among women whose spouse accuse of unfaithfulness and among women whose spouse always insist on knowing where the women are than those whose husbands do not. The existing laws that were supposed to halt VAW were as weak as their implementation. The cultural practices and norms that have made women more or less a slave to their husbands have been a major barrier to eradication of VAW. There is a need for community reorientation on the needs to stop VAW. Besides, the existing laws on VAW should be strengthened and enforced.

This study has contributed to knowledge by revealing that some women in the study area support “wife-beating” when such wives erred. This find should be a serious source of concern to all stakeholders. The study also contributed to the body of knowledge on the weakness of anti-violence laws in Nigeria, both in terms of formulation and implementation.

### **5.5 Recommendations**

For the sustainable development goals on the eradication of all forms of VAW to be eradicated, quick and decisive steps must be taken. The followings are recommended:

- i. The government and the stakeholders should review and strengthen the existing laws on violence against women so as to discourage the act of violence against women. This should include stiffer punishment for the perpetrators of violence against women;

- ii. The law interpreters and enforcement agents should be orientated by appropriate government agency on the needs to and how to enforce laws on violence against women;
- iii. The government, community based organizations, non-governmental organization and other stakeholders should organize educational programs targeted at behavioural change among the entire population to discourage acceptability of wife-beating to halt violence against women. The community, religious and political leaders should be involved for the programs to be effective;
- iv. The government, community based organizations, non-governmental organization and other stakeholders should educate and encourage women on the need to report violence perpetrated against them to appropriate authorities.
- v. Policymakers should design evidence-based, community-feasible and community-suitable interventions to halt the perpetuation of violence against women in Nigeria.

## **5.6 Areas for Further Studies**

There might need to study why some women considered wife-beating under any disguise as acceptable. Also, the association between acceptability of wife-beating and experience of violence may be a way to understand why violence has persisted. There might be a need for further study to understand the peculiar characteristics which propel men in urban areas to be more violent than those in rural areas.

## REFERENCES

- Abramsky, T., Watts, C. H., Garcia-Moreno, C., Devries, K., Kiss, L., Ellsberg, M., ... Heise, L. (2011). What factors are associated with recent intimate partner violence? findings from the WHO multi-country study on women's health and domestic violence. *BMC Public Health*, *11*(1), 109. <https://doi.org/10.1186/1471-2458-11-109>
- Abuya, B. A., Onsomu, E. O., Moore, D., & Piper, C. N. (2015). Association between education and domestic violence among women being offered an HIV test in urban and rural areas in Kenya. *J Interpers Violence*, *27*(10), 2022–2038.
- Adebowale, A. S. (2018). Spousal age difference and associated predictors of intimate partner violence in Nigeria. *BMC Public Health*, *18*(1), 212. <https://doi.org/10.1186/s12889-018-5118-1>
- Akinyemi, A. I., Fagbamigbe, A. F., Omoluabi, E., Agunbiade, O. M., & Adebayo, S. O. (2018). Diarrhoea Management Practices and Child Health Outcomes in Nigeria: Sub-National Analysis. *Advances in Integrative Medicine*, *5*(1), 15–22. <https://doi.org/10.1016/j.aimed.2017.10.002>
- Akpanta, A. C., Okorie, I. E., & Kanu, F. (2017). The Relationship between Spousal Age Difference and Violence against Wife in Nigeria: A Generalized Linear Modelling Approach. *J Theoretical Stat & App*, *17*(2), 1–6.
- Alesina, A., Brioschi, B., & La Ferrara, E. (2016). Violence against women: A cross-cultural analysis for Africa. In *NBER Working Paper No. 21901*. (pp. 1–3).
- Allais, C. (2011). Sexual Exploitation and Abuse by UN Peacekeepers: The Psychosocial Context of Behaviour Change. *SA J Military Studies*, *39*(1), 1–15. <https://doi.org/10.5787/39-1-99>
- Anderberg, D., Mantovan, N., & Sauer, R. M. (2018). The dynamics of domestic violence: learning about the match. In *IFS Working Paper W18/12* (pp. 1–60). Retrieved from <https://www.ifs.org.uk/uploads/WP201812.pdf>
- Arisi, R. O., & Oromareghake, P. (2011). Culture, violence and Nigerian women. *African Research Review*, *5*(4), 369–381.
- Astor, R. A., Marachi, R., & Benbenishty, R. (2006). Violence in schools. In P. A. Meares (Ed.), *Social work services in schools* (5th ed., pp. 145–181). Boston, MA: Allyn & Bacon.
- Bamiwuye, S. O., & Odimegwu, C. (2014). Spousal violence in sub-Saharan Africa : does household poverty-wealth matter ? *Reproductive Health*, *11*(45), 1–10. <https://doi.org/10.1186/1742-4755-11-45>.
- Begum, S., Dwivedi, S. N., Pandey, A., & Mittal, S. (2010). Association between domestic violence and unintended pregnancies in India: Finding from NFHS-2 data. *Natl Med J India*, *23*, 137-9.
- Black, M. C., Basile, K. C., Breiding, M. J., Smith, S. G., Walters, M. L., Merrick, M. T., ... Stevens, M. R. (2011). *The National Intimate Partner and Sexual Violence Survey (NISVS): 2010 Summary Report*. Atlanta, GA.

- Blondeel, K., de Vasconcelos, S., García-Moreno, C., Stephenson, R., Temmerman, M., & Toskin, I. (2018). Violence motivated by perception of sexual orientation and gender identity: a systematic review. *Bulletin of the World Health Organization*, *96*(1), 29-41L. <https://doi.org/10.2471/BLT.17.197251>
- Bola, S. L. (2016). Spousal violence and pregnancy termination among married women in Nigeria. *African Health Sciences*, *16*(2), 429–440. <https://doi.org/10.4314/ahs.v16i2.11>
- Bradley, E. H., Curry, L. A., & Devers, K. J. (2007). Qualitative Data Analysis for Health Services Research: Developing Taxonomy, Themes, and Theory. *Health Services Research*, *42*(4), 1758–1772. <https://doi.org/10.1111/j.1475-6773.2006.00684.x>
- Camarasa, M., & Heim, D. (2007). *Gender Based Violence Indicator: Theoretical and Methodological Framework*.
- Campbell, R., Dworkin, E., & Cabral, G. (2009). An ecological model of the impact of sexual assault on women's mental health. *Trauma, Violence, and Abuse*, *10*(3), 225–246. <https://doi.org/10.1177/1524838009334456>
- CDC. (2019). The Social-Ecological Model: A Framework for Prevention. Retrieved April 15, 2019, from <https://www.cdc.gov/violenceprevention/publichealthissue/social-ecologicalmodel.html>
- Croft, T. N., Marshall, A. M. J., & Allen, C. K. (2018). *Guide to DHS Statistics*. Retrieved from [https://dhsprogram.com/pubs/pdf/DHSG1/Guide\\_to\\_DHS\\_Statistics\\_DHS-7.pdf](https://dhsprogram.com/pubs/pdf/DHSG1/Guide_to_DHS_Statistics_DHS-7.pdf)
- Decker, M. R., Benning, L., Weber, K. M., Sherman, G., Adedimeji, A., Wilson, T. E., ... Golub, E. T. (2017). Physical and Sexual Violence Predictors. *Am J Prev Med*, *51*(5), 731–742. <https://doi.org/10.1016/j.amepre.2016.07.005>
- Deering, K. N., Amin, A., Shoveller, J., & Nesbitt, A. (2014). A Systematic Review of the Correlates of Violence Against Sex Workers. *American Journal of Public Health*, *104*(5), 42–54. <https://doi.org/10.2105/AJPH.2014.301909>
- Devries, K. M., Mak, J. Y., García-Moreno, C., Petzold, M., Child, J. C., Falder, G., ... Watts, C. H. (2013). Global health. The global prevalence of intimate partner violence against women. *Science*, *340*(6140), 1527-8.
- Edwards, K. M. (2015). Intimate Partner Violence and the Rural–Urban–Suburban Divide. *Trauma, Violence, & Abuse*, *16*(3), 359–373. <https://doi.org/10.1177/1524838014557289>
- Eldoseri, H. M., & Sharps, P. (2017). Risk Factors for Spousal Physical Violence Against Women in Saudi Arabia. *Journal of Interpersonal Violence*, *1*. <https://doi.org/10.1177/0886260517696861>
- Fagbamigbe, A. F., Abi, R., Akinwumi, T., Ogunsuji, O., Odigwe, A., & Olowolafe, T. (2019). Survival analysis and prognostic factors associated with the timing of first forced sexual act among women in Kenya, Zimbabwe and Cote d'Ivoire. *Scientific African*, *4*, e00092. <https://doi.org/10.1016/j.sciaf.2019.e00092>
- Fagbamigbe, A. F., Adebowale, A. S., & Morhason-Bello, I. O. (2015). Survival

- analysis of time to uptake of modern contraceptives among sexually active women of reproductive age in Nigeria. *BMJ Open*, 5(12), 1–8.  
<https://doi.org/10.1136/bmjopen-2015-008371>
- Fagbamigbe, A. F., Akintayo, A. O., Oshodi, O., Makinde, F. T., Babalola, M., Damilola, E. A., ... Dairo, M. D. (2020). Survival Analysis and Prognostic Factors of Time to First Domestic Violence after Marriage among Married Women in Africa. *Public Health*, 181(2020), 122–134.  
<https://doi.org/10.1016/j.puhe.2019.12.003>
- Fowler, D. N., & Faulkner, M. (2011). Interventions targeting substance abuse among women survivors of intimate partner abuse: A meta-analysis. *Journal of Substance Abuse Treatment*, 41(4), 386–398.
- Garcia-Moreno, C., Jansen, H., Ellsberg, M., Heise, L., & Watts, C. H. (2006). Prevalence of intimate partner violence: findings from the WHO multi-country study on women's health and domestic violence. *Lancet*, 368, 1260–1269.  
[https://doi.org/10.1016/S0140-6736\(06\)69523-8](https://doi.org/10.1016/S0140-6736(06)69523-8)
- George, J., Nair, D., Premkumar, N., Saravanan, N., Chinnakali, P., & Roy, G. (2016). The prevalence of domestic violence and its associated factors among married women in a rural area of Puducherry, South India. *Journal of Family Medicine and Primary Care*, 5(3), 672. <https://doi.org/10.4103/2249-4863.197309>
- Gibbs, A., Dunkle, K., & Jewkes, R. (2018). Emotional and economic intimate partner violence as key drivers of depression and suicidal ideation: A cross-sectional study among young women in informal settlements in South Africa. *PLoS ONE*, 13(4). <https://doi.org/10.1371/journal.pone.0194885>
- Godenzi, A., Breines, I., Connell, R., & Eide, I. (2000). *Male Roles and Masculinities: A Culture of Peace Perspective*. Paris.
- Goo, L., & Harlow, S. (2017). Intimate partner violence affects skilled attendance at most recent delivery among women in Kenya. *Matern Child Health J.*, 16(5), 1131-7.
- Government of Kenya. (2007). *Vision 2030: Republic of Kenya; Government of Kenya Issue*. Nairobi.
- Graham-Bermann, S. A., Howell, K. H., Lilly, M., & DeVoe, E. (2011). Mediators and moderators of change in adjustment following intervention for children exposed to intimate partner violence. *J of Interpersonal Violence*, 26(9), 1815–1833.
- Gupta, J., Falb, K. L., Carliner, H., Hossain, M., Kpebo, D., & Annan, J. (2014). Associations between Exposure to Intimate Partner Violence , Armed Conflict , and Probable PTSD among Cote d'Ivoire Women in Rural Co. *PLoS ONE*, 9(5), 1–8. <https://doi.org/10.1371/journal.pone.0096300>
- Heise, L. (2016). *Violence against Women and Girls, and HIV report on a high-level consultation on the evidence and implications*. London. Retrieved from [http://strive.lshtm.ac.uk/system/files/attachments/STRIVE\\_Greentree II.pdf](http://strive.lshtm.ac.uk/system/files/attachments/STRIVE_Greentree II.pdf)
- Heise L, G.-M. C. (2002). *Intimate partner violence*. In Krug et al., eds. *World report on violence and health*. Geneva, World Health Organization,.

- ICF International Inc. (2012). *Uganda Demographic and Health Survey 2011*. Kampala, Uganda: UBOS and Calverton, Maryland:
- Izugbara, C. (2018). Spousal age differences and violence against women in Nigeria and Tanzania. *Health Care for Women International*, 39(8), 872–887. <https://doi.org/10.1080/07399332.2018.1426001>
- Izugbara, C., Obiyan, M. O., Degfie, T. T., & Bhatti, A. (2020). Correlates of intimate partner violence among urban women in sub-Saharan Africa. *PLOS ONE*, 15(3), e0230508. <https://doi.org/10.1371/journal.pone.0230508>
- Kouyoumdjian, F. G., Calzavara, L. M., Bondy, S. J., Campo, P. O., Serwadda, D., Nalugoda, F., ... Gray, R. (2013). Risk factors for intimate partner violence in women in the Rakai Community Cohort Study , Uganda , from 2000 to 2009. *BMC Public Health*, 13(1), 1. <https://doi.org/10.1186/1471-2458-13-566>
- Krejcie, R. V., & Morgan, D. W. (1970). Determining Sample Size for Research Activities. *Educational and Psychological Measurement*. Retrieved January 31, 2020, from <http://www.kenpro.org/sample-size-determination-using-krejcie-and-morgan-table/>
- Krug, E. E. G., Mercy, J. A., Dahlberg, L. L., & Zwi, A. B. (2002). *The world report on violence and health*. *The Lancet* (Vol. 360). [https://doi.org/10.1016/S0140-6736\(02\)11133-0](https://doi.org/10.1016/S0140-6736(02)11133-0)
- Leite, F. M. C., Amorim, M. H. C., Wehrmeister, F. C., & Gigante, D. P. (2017). Violence against women, Espírito Santo, Brazil. *Revista de Saude Publica*, 51, 33. <https://doi.org/10.1590/S1518-8787.2017051006815>
- Mashau, T. S., Kone, L. R., & Mutshaeni, H. N. (2015). Diversity in Africa: A Cause for Disunity? *Journal of Sociology and Social Anthropology*, 6(2), 235–245. <https://doi.org/10.1080/09766634.2015.11885663>
- Ministry of Gender Children and Social Development Kenya. (2009). *The 7th periodic report of the government of the republic of Kenya on implementation of the international convention on the elimination of all forms of discrimination against women (CEDAW)* (Vol. 1). Nairobi.
- National Bureau of Statistics Tanzania and ICF - Macro. (2011). *Tanzania Demographic and Health Survey 2010*. National Bureau of Statistics Dar es Salaam, Tanzania ICF Macro Calverton, Maryland, USA. <https://doi.org/zania> Demographic and Health Survey 2004-05. Dar es Salaam, Tanzania: National Bureau of Statistics and ORC Macro
- National Gender Policy. (2006). *Nigerian Federal Ministry of Women's Affairs and Social Development*. Abuja, Nigeria: FMWA & SD 9.
- National Population Commission(NPC)[Nigeria], & ICF International. (2019). *Nigeria Demographic and Health Survey 2018*. Abuja, Nigeria, And Rockville, Maryland, USA.
- National Population Commission (Nigeria) and ICF International. (2014). *Nigeria Demographic and Health Survey 2013*. Abuja, Nigeria.
- National Population Commission [Nigeria], & United Nations Population Fund. (2014). *Domestic violence against women from the 2008 Nigeria Demographic*

and Health Survey. Abuja, Nigeria.

- Nawa, F. (2019). As 'fed up' women in Turkey leave marriages, domestic violence and divorce rates rise. Retrieved May 5, 2019, from <https://www.pri.org/stories/2019-02-20/fed-women-turkey-leave-marriages-domestic-violence-and-divorce-rates-rise>
- Ngonga, Z. (2016). Factors contributing to physical Gender Based Violence reported at Ndola Central Hospital , Ndola , Zambia : A case control study. *Medical Journal of Zambia*, 43(3), 145–151.
- Nguyen, H., Shiu, C., & Farber, N. (2016). Prevalence and Factors Associated with Teen Pregnancy in Vietnam : Results from Two National Surveys. *Societies*, 6(17), 1–7. <https://doi.org/10.3390/soc6020017>
- Ogunbode, O. O., Bello, F. A., & Ogunbode, A. M. (2014). Sexual violence against female undergraduates in a Nigerian tertiary institution. *Tropical Journal of Obstetrics and Gynaecology*, 31(1), 99–109.
- Okenwa, L., Lawoko, S., & Jansson, B. (2011). Contraception, reproductive health and pregnancy outcomes among women exposed to intimate partner violence in Nigeria. *European Journal of Reproductive Health Care.*, 16(1), 18-25.
- Oxfam International. (2018). Jealousy is NO excuse for violence against women. Retrieved May 5, 2019, from <https://blogs.oxfam.org/en/blogs/17-11-24-jealousy-no-excuse-violence-against-women>
- Platform for Action. (1995). *Violence against women Item 113*. Barcelona.
- Pollitt, C. C., García-Moreno, C., Jansen, H. A., Heise, L., Ellsberg, M., & Watts, C. (2013). Intimate partner violence, abortion, and unintended pregnancy: results from the WHO Multi-country Study on Women's Health and Domestic Violence. *Obstet Int J Gynaecol*, 120, 3–9.
- Puri, M., Frost, M., Tamang, J., Lamichhane, P., & Shah, I. (2012). The prevalence and determinants of sexual violence against young married women by husbands in rural Nepal. *BMC Public Health*, 5(1), 1. <https://doi.org/10.1186/1756-0500-5-291>
- Quit Alcohol. (2019). Alcohol and Domestic Violence. Retrieved May 5, 2019, from <https://www.quitalcohol.com/alcohol-abuse/alcohol-domestic-violence.html>
- Roman, N. V., & Frantz, J. M. (2013). The prevalence of intimate partner violence in the family: A systematic review of the implications for adolescents in Africa. *Family Practice*, 30(3), 256–265. <https://doi.org/10.1093/fampra/cms084>
- RTI International. (2016). *Conceptual Framework for Measuring School-Related Gender-Based Violence*. Washington, DC. Retrieved from [http://www.ungei.org/srgbv/files/Conceptual\\_Framework\\_for\\_Measuring\\_SRGBV\\_FINAL\\_\(1\).pdf](http://www.ungei.org/srgbv/files/Conceptual_Framework_for_Measuring_SRGBV_FINAL_(1).pdf)
- Salazar, M., & San-Sebastian, M. (2014). Violence against women and unintended pregnancies in Nicaragua: A population-based multilevel study. *BMC Women's Health*, 14(1), 1–9. <https://doi.org/10.1186/1472-6874-14-26>
- Sardinha, L. M., & Catalán, H. E. N. (2018). Attitudes towards domestic violence in

- 49 low- and middle-income countries: A gendered analysis of prevalence and countrylevel correlates. *PLoS ONE*, *13*(10).  
<https://doi.org/10.1371/journal.pone.0206101>
- Semahegn, A., & Mengistie, B. (2015). Domestic violence against women and associated factors in Ethiopia; Systematic review. *Reproductive Health*, *12*(1).  
<https://doi.org/10.1186/s12978-015-0072-1>
- Shanko, W., Wolday, M., Assefa, N., & Aro, A. R. (2013). Domestic Violence Against Women in Kersa, Oromia Region, Eastern Ethiopia - PubMed. *East Mediterr Health J*, *19*(1), 18–23. Retrieved from  
<https://pubmed.ncbi.nlm.nih.gov/23520901/>
- Sivaram, S., Davis, W., Solomon, S., & Celentano, D. D. (2011). Factors Associated with the perpetration of Sexual Violence among wine-shop patrons in Chennai, India. *Soc Sci Med*, *71*(7), 1277–1284.  
<https://doi.org/10.1016/j.socscimed.2010.07.005>.Factors
- Speizer, I. S., Fotso, J. C., Davis, J. T., Saad, A., & Otai, J. (2013). Timing and circumstances of first sex among female and male youth from select urban areas of Nigeria, Kenya, and Senegal. *Journal of Adolescent Health*, *53*(5), 609–616.  
<https://doi.org/10.1016/j.jadohealth.2013.06.004>
- Stark, L., Asghar, K., Yu, G., Bora, C., Baysa, A., & Falb, K. L. (2017). Prevalence and associated risk factors of violence against conflict – affected female adolescents : a multi – country , cross – sectional study. *J Global Health*, *7*(1), 1–11. <https://doi.org/10.7189/jogh.07.010416>
- Strand, S. J. M., & Storey, J. E. (2019). Intimate Partner Violence in Urban, Rural, and Remote Areas: An Investigation of Offense Severity and Risk Factors. *Violence Against Women*, *25*(2), 188–207.  
<https://doi.org/10.1177/1077801218766611>
- Straus, M. A. (1990). Measuring intrafamily conflict and violence: The Conflict Tactics (CT) Scales. In M. A. Strauss & R. J. Gelles (Eds.), *Physical violence in American families: Risk factors and adaptations to violence in 8,145 families* (eds). New Brunswick, New Jersey, USA: Transaction Publishers.
- Tavares, P., & Wodon, Q. (2018). *Ending violence against women and girls: Global and regional trends in women’s legal protection against domestic violence and sexual harassment*. Retrieved from  
<http://pubdocs.worldbank.org/en/140781519943384134/EndingViolenceAgainstWomenandGirlsGBVLawsFeb2018.pdf>
- Thomson, D. R., Bah, A. B., Rubanzana, W. G., & Mutesa, L. (2015). Correlates of intimate partner violence against women during a time of rapid social transition in Rwanda: Analysis of the 2005 and 2010 demographic and health surveys. *BMC Women’s Health*, *15*(1), 1–13. <https://doi.org/10.1186/s12905-015-0257-3>
- Tran, T. D., Nguyen, H., & Fisher, J. (2016). Attitudes towards Intimate Partner Violence against Women among Women and Men in 39 Low- and Middle-Income Countries. *PLOS ONE*, *11*(11), e0167438.  
<https://doi.org/10.1371/journal.pone.0167438>
- Umana, J. E., Fawole, O. I., & Adeoye, I. A. (2014). Prevalence and correlates of



intimate partner violence towards female students of the University of Ibadan , Nigeria.

- Umubyeyi, A., Mogren, I., Ntaganira, J., & Krantz, G. (2014). Women are considerably more exposed to intimate partner violence than men in Rwanda: Results from a population-based, cross-sectional study. *BMC Women's Health*, *14*(1), 1–12. <https://doi.org/10.1186/1472-6874-14-99>
- United Nations. (1994). *Program of action adopted at the International Conference on Population and Development*. New York.
- United Nations. (2015). *Sustainable Development Goals (SDG)*. Washington, DC. Retrieved from <http://www.un.org/sustainabledevelopment/sustainable-development-goals/>
- United Nations Women. (2013). *Ending Violence Against Women and Girls: Programming Essentials. United Nations Entity for Gender Equality and the Empowerment of Women*. Retrieved from <http://www.endvawnow.org/uploads/modules/pdf/1372349234.pdf>
- Volpe, E. M., Hardie, T. L., Cerulli, C., Sommers, M. S., & Morrison-Beedy, D. (2013). What's Age Got to Do With It? Partner Age Difference, Power, Intimate Partner Violence, and Sexual Risk in Urban Adolescents. *J Interpersonal Violence*, *28*(10), 2068–2087. <https://doi.org/10.1177/0886260512471082>
- WHO. (2012). The Millenium Development Goals. Retrieved from <http://www.who.int/mediacentre/factsheets/fs290/en/>
- WHO. (2013a). *Global and regional estimates of violence against women: prevalence and health effects of intimate partner violence and non-partner sexual violence*. Geneva, Switzerland. Retrieved from <http://www.who.int/reproductivehealth/publications/violence/9789241564625/en/>
- WHO. (2013b). World Health Organization (WHO): Global and regional estimates of violence against women: prevalence and health effects of intimate partner violence and non-partner sexual violence. WHO. 2013.
- Women Safety Services. (2019). Understanding DV in Cultural Context. Retrieved May 5, 2019, from <https://womenssafetyervices.com.au/index.php/cultural-competence/for-individuals/understanding-domestic-violence-in-cultural-context>
- Wong, J. H., Choi, A. W.-M., Fong, D. Y.-T., Choi, E. P. H., Wong, J. K.-S., So, F. L., ... Kam, C.-W. (2016). A comparison of intimate partner violence and associated physical injuries between cohabitating and married women: a 5-year medical chart review. *BMC Public Health*, *16*(1), 1207. <https://doi.org/10.1186/s12889-016-3879-y>
- World Health Organization. (2013). Global and regional estimates of violence against women: prevalence and health effects of intimate partner violence and non-partner sexual violence. *2013*, 57. <https://doi.org/10.1007/s13398-014-0173-7.2>
- Wrigley-asante, C., Owusu, G., Oteng-ababio, M., & Owusu, A. Y. (2016). Poverty and crime : Uncovering the hidden face of sexual crimes in urban low-income communities in Ghana. *Ghana Journal of Geography*, *8*(1), 32–50.
- Zakar, R., Zakar, M. Z., Mikolajczyk, R., & Krämer, A. (2012). International Journal

of Gynecology and Obstetrics Intimate partner violence and its association with women ' s reproductive health in Pakistan. *Intl J. of Gyn and Obs*, 117(1), 10–14. <https://doi.org/10.1016/j.ijgo.2011.10.032>

## APPENDICES

### APPENDIX 1: Questionnaire/Data collecting Instruments

Forms to be completed before the discussions and interview starts

#### PARTICIPANTS' INFORMATION SHEET

Good Morning/Afternoon.

My name is xyz. We are part of a team from xxxx conducting research on the issues surrounding abuse and violence among women of reproductive age (15-49 years).

#### What are we asking of you

As part of this study, we are talking to a number women in order to elicit views, experiences, and beliefs related to these issues and how they are and can be managed.

#### What are the potential benefits of participating?

The outcome of this discussion/interview were collated and use to make recommendations to women health programmers on how the plights of women can be alleviated and reduce occurrences of violation against women and girls

#### What happens if I don't want to participate?

Participation is voluntary and there are no consequences for refusing to participate. Before making a decision about participation, please feel free to ask any questions about what we have just said.

If you agree to participate, we will ask you to sign this form to show that the study has been explained to you and that you agree to be part of it. You may decide to end your participation in the discussion at any time if you don't feel comfortable with continuing.

If you wish to have further information or if you have questions you wish to ask after the interview, please contact: xyz, phone and email address

**Instruction to Interviewer:** Ask respondent the following: 'Are you willing to participate in an interview to discuss the issues that I've just mentioned? Please remember that you do not have to participate if you do not want to.'

Yes ..... No .....

#### Interviewer's Declaration

I, ..... hereby declare that I have explained clearly to the participant the aims and objectives of this study. I have received the participant's consent.

*"I have been given an opportunity to ask any questions I may have, and all such questions have been answered to my satisfaction. I have been informed orally and in writing of who to contact in case I have questions. I hereby give my consent to participate in this study."*

Respondent's Name: -----

Signature:----- Date: -----

### **Theme 1: Socio-demographic characteristics of Respondents**

#### **Ice Breaker:**

Perhaps we should begin by allowing each person to introduce herself/himself by her/his nick name and what they do

- 1) Please tell me your age as at last birthday?
- 2) May I know your level of education?  
*Probe to know the actual class or grade completed*
- 3) Please give me information on your current job or on any other activity you engage in that earn you income  
*Probe for more information on the occupation, primary/secondary or both*
- 4) Please tell me your religious affiliation.....
- 5) May I know your ethnicity?
- 6) Please tell me the name of the community where you live
- 7) Are you currently married?  
*Probe to know respondents type of family (monogamy/polygamy/extended)*

#### **Theme 2: Violence against women For the FGD**

- 8) Have you ever experienced physical, psychological/emotional, sexual violence perpetrated by sexual partners within the last 12 months
- 9) Have you ever experienced physical, psychological/emotional, sexual violence perpetrated by any other person other than sexual partners
  - a. Age at which the violence first occurred
  - b. Who was the perpetrator?
- 10) For victims, was help ever sought?
  - c. Where was the help sought
  - d. Did they receive support
  - e. If not, did they tell anybody? Who was told?
- 11) Have the victims ever beat or harm another person without the other starting the fight?
- 12) For widows, which treatments were received after husband's death
- 13) Do currently married women who earn cash make independent decisions on how to spend their earnings?
- 14) Do currently married women participate in decisions pertaining to their own health care, major household purchases, and visits to their family or relatives.

A family in one community has one son and three daughters. The husband usually beat his wife in the presence of the children. In most cases after every episode of beating, the wife usually apologize to the husband. Also the husband says he is showing love and correcting the wife by beating her.

- 15) Do you think this right or wrong?
- 16) What is right or wrong in the above family?

In this community

- 17) Is it right for husbands to beat their wives?
- 18) Does your religion support wife beating?
- 19) Does your extended family support wife beating?
- 20) Who has the right to decide on how women earnings are spent?
- 21) Can women be punished for refusing sexual intercourse against the husbands' wishes?
- 22) What are the disposition of government to violence against women in this country?
- 23) Are there laws in place to punish perpetrators of violence?
- 24) Are the laws against perpetrators enforced in this country?

### **For the KII**

A family in one community has one son and three daughters. The husband usually beat his wife in the presence of the children. In most cases after every episode of beating, the wife usually apologize to the husband. Also the husband says he is showing love and correcting the wife by beating her.

- 1) Do you think this right or wrong?
- 2) What is right or wrong in the above family?

In this community

- 3) Is it right for husbands to beat their wives?
- 4) Does your religion support wife beating?
- 5) Does your extended family support wife beating?
- 6) Who has the right to decide on how women earnings are spent?
- 7) Can women be punished for refusing sexual intercourse against the husbands' wishes?
- 8) What are the disposition of government to violence against women in this country?
- 9) Are there laws in place to punish perpetrators of violence?
- 10) Are the laws against perpetrators enforced in this country?

### **Conclusion**

We are getting to the end of this discussion. Do you have any final thoughts or comments? We thank all of you for your time and for your willingness to share your thoughts with us. Hopefully, what you have shared today will help young people to start having sex, get married and have children at appropriate ages.

### ***Closure of Group***

*(Bring together patterns, consensus and any conflicts that emerged during the group discussion)*

Note notable quotes (highlight them if possible)

Present a short summary of discussion back to the group and note affirmation and/or rejection of earlier opinions.

**INTRODUCTION AND CONSENT**

Hello. My name is \_\_\_\_\_. I am working with National Population Commission. We are conducting a survey about health and other topics all over Nigeria. The information we collect will help the government to plan health services. Your household was selected for the survey. The questions usually take about 30 to 60 minutes. All of the answers you give will be confidential and will not be shared with anyone other than members of our survey team. You don't have to be in the survey, but we hope you will agree to answer the questions since your views are important. If I ask you any question you don't want to answer, just let me know and I will go on to the next question or you can stop the interview at any time.

In case you need more information about the survey, you may contact the person listed on the card that has already been given to your household.

Do you have any questions?  
May I begin the interview now?

SIGNATURE OF INTERVIEWER \_\_\_\_\_ DATE \_\_\_\_\_

RESPONDENT AGREES TO BE INTERVIEWED ... 1  
RESPONDENT DOES NOT AGREE TO BE INTERVIEWED ... 2 → END

**SECTION 1. RESPONDENT'S BACKGROUND**

NO.	QUESTIONS AND FILTERS	CODING CATEGORIES	SKIP
101	RECORD THE TIME.	HOURS ..... MINUTES .....	
102	How long have you been living continuously in (NAME OF CURRENT CITY, TOWN OR VILLAGE OF RESIDENCE)?  IF LESS THAN ONE YEAR, RECORD '00' YEARS.	YEARS ..... ALWAYS ..... 95 VISITOR ..... 96	→ 105
103	Just before you moved here, did you live in a city, in a town, or in a rural area?	CITY ..... 1 TOWN ..... 2 RURAL AREA ..... 3	
104	Before you moved here, which state did you live in?	ABIA ..... 01 ADAMAWA ..... 02 AKWA IBOM ..... 03 ANAMBRA ..... 04 BAUCHI ..... 05 BAYELSA ..... 06 BENUE ..... 07 BORNO ..... 08 CROSS RIVER ..... 09 DELTA ..... 10 EBONYI ..... 11 EDO ..... 12 EKITI ..... 13 ENUGU ..... 14 FCT-ABUJA ..... 15 GOMBE ..... 16 IMO ..... 17 JIGAWA ..... 18 KADUNA ..... 19 KANO ..... 20 KATSINA ..... 21 KEBBI ..... 22 KOGI ..... 23 KWARA ..... 24 LAGOS ..... 25 NASARAWA ..... 26 NIGER ..... 27 OGUN ..... 28 ONDO ..... 29 OSUN ..... 30 OYO ..... 31 PLATEAU ..... 32 RIVERS ..... 33	

## SECTION 1. RESPONDENT'S BACKGROUND

NO.	QUESTIONS AND FILTERS	CODING CATEGORIES	SKIP
		SOKOTO ..... 34 TARABA ..... 35 YOBE ..... 36 ZAMFARA ..... 37 OUTSIDE OF NIGERIA ..... 96	
105	In what month and year were you born?	MONTH ..... <input type="text"/> <input type="text"/> DONT KNOW MONTH ..... 98 YEAR ..... <input type="text"/> <input type="text"/> <input type="text"/> <input type="text"/> DONT KNOW YEAR ..... 9998	
106	How old were you at your last birthday? COMPARE AND CORRECT 105 AND/OR 106 IF INCONSISTENT.	AGE IN COMPLETED YEARS ..... <input type="text"/> <input type="text"/>	
107	Have you ever attended school?	YES ..... 1 NO ..... 2	→ 111
108	What is the highest level of school you attended: primary, secondary, or higher?	PRIMARY ..... 1 SECONDARY ..... 2 HIGHER ..... 3	
109	What is the highest (class/year) you completed at that level? IF COMPLETED LESS THAN ONE YEAR AT THAT LEVEL, RECORD '00'.	CLASS/YEAR ..... <input type="text"/> <input type="text"/>	
110	CHECK 108:  PRIMARY OR <input type="checkbox"/> SECONDARY ↓  HIGHER <input type="checkbox"/> →		→ 113
111	Now I would like you to read this sentence to me. SHOW CARD TO RESPONDENT.  IF RESPONDENT CANNOT READ WHOLE SENTENCE, PROBE: Can you read any part of the sentence to me?	CANNOT READ AT ALL ..... 1 ABLE TO READ ONLY PART OF THE SENTENCE ..... 2 ABLE TO READ WHOLE SENTENCE ..... 3 NO CARD WITH REQUIRED LANGUAGE ..... 4 (SPECIFY LANGUAGE) BLIND/VISUALLY IMPAIRED ..... 5	

## SECTION 1. RESPONDENT'S BACKGROUND

NO.	QUESTIONS AND FILTERS	CODING CATEGORIES	SKIP
112	CHECK 111:  CODE '2', '3' OR '4' <input type="checkbox"/> CIRCLED ↓	CODE '1' OR '5' CIRCLED <input type="checkbox"/>	→ 114
113	Do you read a newspaper or magazine at least once a week, less than once a week or not at all?	AT LEAST ONCE A WEEK ..... 1 LESS THAN ONCE A WEEK ..... 2 NOT AT ALL ..... 3	
114	Do you listen to the radio at least once a week, less than once a week or not at all?	AT LEAST ONCE A WEEK ..... 1 LESS THAN ONCE A WEEK ..... 2 NOT AT ALL ..... 3	
115	Do you watch television at least once a week, less than once a week or not at all?	AT LEAST ONCE A WEEK ..... 1 LESS THAN ONCE A WEEK ..... 2 NOT AT ALL ..... 3	
116	Do you own a mobile telephone?	YES ..... 1 NO ..... 2	→ 118
117	Do you use your mobile phone for any financial transactions?	YES ..... 1 NO ..... 2	
118	Do you have an account in a bank or other financial institution that you yourself use?	YES ..... 1 NO ..... 2	
119	Have you ever used the Internet?	YES ..... 1 NO ..... 2	→ 122
120	In the last 12 months, have you used the Internet?  IF NECESSARY, PROBE FOR USE FROM ANY LOCATION, WITH ANY DEVICE.	YES ..... 1 NO ..... 2	→ 122
121	During the last one month, how often did you use the Internet: almost every day, at least once a week, less than once a week, or not at all?	ALMOST EVERY DAY ..... 1 AT LEAST ONCE A WEEK ..... 2 LESS THAN ONCE A WEEK ..... 3 NOT AT ALL ..... 4	
122	What is your religion?	CATHOLIC ..... 1 OTHER CHRISTIAN ..... 2 ISLAM ..... 3 TRADITIONALIST ..... 4  OTHER _____ 6 (SPECIFY)	
123	What is your ethnic group?	_____ <input type="checkbox"/> <input type="checkbox"/> <input type="checkbox"/> (ETHNIC GROUP)	
124	In the last 12 months, how many times have you been away from home for one or more nights?	NUMBER OF TIMES ..... <input type="checkbox"/> <input type="checkbox"/> NONE ..... 00	→ 201
125	In the last 12 months, have you been away from home for more than one month at a time?	YES ..... 1 NO ..... 2	



## SECTION 9. HUSBAND'S BACKGROUND AND WOMAN'S WORK

NO.	QUESTIONS AND FILTERS	CODING CATEGORIES	SKIP
914	Do you do this work for a member of your family, for someone else, or are you self-employed?	FOR FAMILY MEMBER ..... 1 FOR SOMEONE ELSE ..... 2 SELF-EMPLOYED ..... 3	
915	Do you usually work throughout the year, or do you work seasonally, or only once in a while?	THROUGHOUT THE YEAR ..... 1 SEASONALLY/PART OF THE YEAR ..... 2 ONCE IN A WHILE ..... 3	
916	Are you paid in cash or kind for this work or are you not paid at all?	CASH ONLY ..... 1 CASH AND KIND ..... 2 IN KIND ONLY ..... 3 NOT PAID ..... 4	
917	CHECK 701:  CURRENTLY MARRIED/LIVING WITH A MAN <input type="checkbox"/>	NOT IN UNION <input type="checkbox"/>	→ 925
918	CHECK 916:  CODE '1' OR '2' CIRCLED <input type="checkbox"/>	OTHER <input type="checkbox"/>	→ 921
919	Who usually decides how the money you earn will be used: you, your (husband/partner), or you and your (husband/partner) jointly?	RESPONDENT ..... 1 HUSBAND/PARTNER ..... 2 RESPONDENT AND HUSBAND/PARTNER JOINTLY ..... 3 OTHER _____ (SPECIFY) ..... 6	
920	Would you say that the money that you earn is more than what your (husband/partner) earns, less than what he earns, or about the same?	MORE THAN HIM ..... 1 LESS THAN HIM ..... 2 ABOUT THE SAME ..... 3 HUSBAND/PARTNER HAS NO EARNINGS ..... 4 DONT KNOW ..... 8	→ 922
921	Who usually decides how your (husband's/partner's) earnings will be used: you, your (husband/partner), or you and your (husband/partner) jointly?	RESPONDENT ..... 1 HUSBAND/PARTNER ..... 2 RESPONDENT AND HUSBAND/PARTNER JOINTLY ..... 3 HUSBAND/PARTNER HAS NO EARNINGS ..... 4 OTHER _____ (SPECIFY) ..... 6	
922	Who usually makes decisions about health care for yourself: you, your (husband/partner), you and your (husband/partner) jointly, or someone else?	RESPONDENT ..... 1 HUSBAND/PARTNER ..... 2 RESPONDENT AND HUSBAND/PARTNER JOINTLY ..... 3 SOMEONE ELSE ..... 4 OTHER ..... 6	
923	Who usually makes decisions about making major household purchases?	RESPONDENT ..... 1 HUSBAND/PARTNER ..... 2 RESPONDENT AND HUSBAND/PARTNER JOINTLY ..... 3 SOMEONE ELSE ..... 4 OTHER ..... 6	

## SECTION 15: DOMESTIC VIOLENCE MODULE

NO.	QUESTIONS AND FILTERS	CODING CATEGORIES	SKIP																								
1500	CHECK COVER PAGE: WOMAN SELECTED FOR DV MODULE?  WOMAN SELECTED FOR THIS SECTION <input type="checkbox"/>	WOMAN NOT SELECTED <input type="checkbox"/>	1533																								
1501	CHECK FOR PRESENCE OF OTHERS: DO NOT CONTINUE UNTIL PRIVACY IS ENSURED.  PRIVACY OBTAINED ..... 1	PRIVACY NOT POSSIBLE ..... 2	1532																								
1501A	READ TO THE RESPONDENT: Now I would like to ask you questions about some other important aspects of a woman's life. You may find some of these questions very personal. However, your answers are crucial for helping to understand the condition of women in Nigeria. Let me assure you that your answers are completely confidential and will not be told to anyone and no one else in your household will know that you were asked these questions. If I ask you any question you don't want to answer, just let me know and I will go on to the next question.																										
1502	CHECK 701 AND 702:  CURRENTLY MARRIED/LIVING WITH A MAN <input type="checkbox"/>	FORMERLY MARRIED/LIVED WITH A MAN (READ IN PAST TENSE AND USE 'LAST' WITH 'HUSBAND/PARTNER') <input type="checkbox"/>	NEVER MARRIED/NEVER LIVED WITH A MAN <input type="checkbox"/> → 1516																								
1503	First, I am going to ask you about some situations which happen to some women. Please tell me if these apply to your relationship with your (last) (husband/partner)?  a) He (is/was) jealous or angry if you (talk/talked) to other men? b) He frequently (accuses/accused) you of being unfaithful? c) He (does/did) not permit you to meet your female friends? d) He (tries/tried) to limit your contact with your family? e) He (insists/insisted) on knowing where you (are/were) at all times?	<table border="1"> <thead> <tr> <th></th> <th>YES</th> <th>NO</th> <th>DK</th> </tr> </thead> <tbody> <tr> <td>JEALOUS .....</td> <td>1</td> <td>2</td> <td>8</td> </tr> <tr> <td>ACCUSES .....</td> <td>1</td> <td>2</td> <td>8</td> </tr> <tr> <td>NOT MEET FRIENDS ...</td> <td>1</td> <td>2</td> <td>8</td> </tr> <tr> <td>NO FAMILY .....</td> <td>1</td> <td>2</td> <td>8</td> </tr> <tr> <td>WHERE YOU ARE .....</td> <td>1</td> <td>2</td> <td>8</td> </tr> </tbody> </table>		YES	NO	DK	JEALOUS .....	1	2	8	ACCUSES .....	1	2	8	NOT MEET FRIENDS ...	1	2	8	NO FAMILY .....	1	2	8	WHERE YOU ARE .....	1	2	8	
	YES	NO	DK																								
JEALOUS .....	1	2	8																								
ACCUSES .....	1	2	8																								
NOT MEET FRIENDS ...	1	2	8																								
NO FAMILY .....	1	2	8																								
WHERE YOU ARE .....	1	2	8																								
1504	Now I need to ask some more questions about your relationship with your (last) (husband/partner).  A. Did your (last) (husband/partner) ever:	B. How often did this happen during the last 12 months: often, only sometimes, or not at all?																									
	<table border="1"> <thead> <tr> <th></th> <th>EVER</th> <th>OFTEN</th> <th>SOME-TIMES</th> <th>NOT IN LAST 12 MONTHS</th> </tr> </thead> <tbody> <tr> <td>a) say or do something to humiliate you in front of others?</td> <td>YES 1 NO 2</td> <td>→ 1</td> <td>2</td> <td>3</td> </tr> <tr> <td>b) threaten to hurt or harm you or someone you care about?</td> <td>YES 1 NO 2</td> <td>→ 1</td> <td>2</td> <td>3</td> </tr> <tr> <td>c) insult you or make you feel bad about yourself?</td> <td>YES 1 NO 2</td> <td>→ 1</td> <td>2</td> <td>3</td> </tr> </tbody> </table>		EVER	OFTEN	SOME-TIMES	NOT IN LAST 12 MONTHS	a) say or do something to humiliate you in front of others?	YES 1 NO 2	→ 1	2	3	b) threaten to hurt or harm you or someone you care about?	YES 1 NO 2	→ 1	2	3	c) insult you or make you feel bad about yourself?	YES 1 NO 2	→ 1	2	3						
	EVER	OFTEN	SOME-TIMES	NOT IN LAST 12 MONTHS																							
a) say or do something to humiliate you in front of others?	YES 1 NO 2	→ 1	2	3																							
b) threaten to hurt or harm you or someone you care about?	YES 1 NO 2	→ 1	2	3																							
c) insult you or make you feel bad about yourself?	YES 1 NO 2	→ 1	2	3																							

SECTION 15: DOMESTIC VIOLENCE MODULE

NO.	QUESTIONS AND FILTERS	CODING CATEGORIES				SKIP
1505	A. Did your (last) (husband/partner) ever do any of the following things to you:	B. How often did this happen during the last 12 months: often, only sometimes, or not at all?				
		EVER	OFTEN	SOME-TIMES	NOT IN LAST 12 MONTHS	
	a) push you, shake you, or throw something at you?	YES 1 NO 2 ↓	→ 1	2	3	
	b) slap you?	YES 1 NO 2 ↓	→ 1	2	3	
	c) twist your arm or pull your hair?	YES 1 NO 2 ↓	→ 1	2	3	
	d) punch you with his fist or with something that could hurt you?	YES 1 NO 2 ↓	→ 1	2	3	
	e) kick you, drag you, or beat you up?	YES 1 NO 2 ↓	→ 1	2	3	
	f) try to choke you or burn you on purpose?	YES 1 NO 2 ↓	→ 1	2	3	
	g) threaten or attack you with a knife, gun, or other weapon?	YES 1 NO 2 ↓	→ 1	2	3	
	h) physically force you to have sexual intercourse with him when you did not want to?	YES 1 NO 2 ↓	→ 1	2	3	
	i) physically force you to perform any other sexual acts you did not want to?	YES 1 NO 2 ↓	→ 1	2	3	
	j) force you with threats or in any other way to perform sexual acts you did not want to?	YES 1 NO 2 ↓	→ 1	2	3	
1506	CHECK 1505A (a-j):  AT LEAST ONE <input type="checkbox"/> "YES" ↓	NOT A SINGLE <input type="checkbox"/> "YES" →				1509
1507	How long after you first (got married/started living together) with your (last) (husband/partner) did (this/any of these things) first happen?  IF LESS THAN ONE YEAR, RECORD '00'.	NUMBER OF YEARS ..... <input type="text"/> <input type="text"/>  BEFORE MARRIAGE/BEFORE LIVING TOGETHER ..... 95				
1508	Did the following ever happen as a result of what your (last) (husband/partner) did to you:					
	a) You had cuts, bruises, or aches?	YES ..... 1 NO ..... 2				
	b) You had eye injuries, sprains, dislocations, or burns?	YES ..... 1 NO ..... 2				
	c) You had deep wounds, broken bones, broken teeth, or any other serious injury?	YES ..... 1 NO ..... 2				
1509	Have you ever hit, slapped, kicked, or done anything else to physically hurt your (last) (husband/partner) at times when he was not already beating or physically hurting you?	YES ..... 1 NO ..... 2				→ 1511

## SECTION 15: DOMESTIC VIOLENCE MODULE

NO.	QUESTIONS AND FILTERS	CODING CATEGORIES	SKIP
1510	In the last 12 months, how often have you done this to your (last) (husband/partner): often, only sometimes, or not at all?	OFTEN ..... 1 SOMETIMES ..... 2 NOT AT ALL ..... 3	
1511	Does (did) your (last) (husband/partner) drink alcohol?	YES ..... 1 NO ..... 2	→ 1513
1512	How often does (did) he get drunk: often, only sometimes, or never?	OFTEN ..... 1 SOMETIMES ..... 2 NEVER ..... 3	
1513	Are (Were) you afraid of your (last) (husband/partner): most of the time, sometimes, or never?	MOST OF THE TIME AFRAID ..... 1 SOMETIMES AFRAID ..... 2 NEVER AFRAID ..... 3	
1514	CHECK 709:  MARRIED MORE THAN ONCE <input type="checkbox"/> MARRIED ONLY ONCE <input type="checkbox"/>		→ 1516
1515	A. So far we have been talking about the behavior of your (current/last) (husband/partner). Now I want to ask you about the behavior of any previous (husband/partner).  a) Did any previous (husband/partner) ever hit, slap, kick, or do anything else to hurt you physically?  b) Did any previous (husband/partner) physically force you to have intercourse or perform any other sexual acts against your will?  c) Did any previous (husband/partner) humiliate you in front of others, threaten to hurt you or someone you care about, or insult you or make you feel bad about yourself?	B. How long ago did this last happen?  EVER      0-11 MONTHS AGO      12+ MONTHS AGO      DONT REMEMBER  YES 1 →      1      2      3 NO 2 ↓  YES 1 →      1      2      3 NO 2 ↓  YES 1 →      1      2      3 NO 2 ↓	
1516	CHECK 701 AND 702:  EVER MARRIED/EVER LIVED WITH A MAN <input type="checkbox"/> NEVER MARRIED/NEVER LIVED WITH A MAN <input type="checkbox"/>  a) From the time you were 15 years old has anyone other than (your/any) (husband/partner) hit you, slapped you, kicked you, or done anything else to hurt you physically?  b) From the time you were 15 years old has anyone hit you, slapped you, kicked you, or done anything else to hurt you physically?	YES ..... 1 NO ..... 2 REFUSED TO ANSWER/ NO ANSWER ..... 3	→ 1519

SECTION 15: DOMESTIC VIOLENCE MODULE

NO.	QUESTIONS AND FILTERS	CODING CATEGORIES	SKIP
1517	Who has hurt you in this way? Anyone else? RECORD ALL MENTIONED.	MOTHER/STEP-MOTHER ..... A FATHER/STEP-FATHER ..... B SISTER/BROTHER ..... C DAUGHTER/SON ..... D OTHER RELATIVE ..... E CURRENT BOYFRIEND ..... F FORMER BOYFRIEND ..... G MOTHER-IN-LAW ..... H FATHER-IN-LAW ..... I OTHER IN-LAW ..... J TEACHER ..... K EMPLOYER/SOMEONE AT WORK ..... L POLICE/SOLDIER ..... M  OTHER _____ X (SPECIFY)	
1518	In the last 12 months, how often has (this person/have these persons) physically hurt you: often, only sometimes, or not at all?	OFTEN ..... 1 SOMETIMES ..... 2 NOT AT ALL ..... 3	
1519	CHECK 201, 226, AND 230:  EVER BEEN PREGNANT <input type="checkbox"/> ("YES" ON 201 OR 226 OR 230) ↓	NEVER BEEN PREGNANT <input type="checkbox"/> →	1522
1520	Has any one ever hit, slapped, kicked, or done anything else to hurt you physically while you were pregnant?	YES ..... 1 NO ..... 2	→ 1522
1521	Who has done any of these things to physically hurt you while you were pregnant? Anyone else? RECORD ALL MENTIONED.	CURRENT HUSBAND/PARTNER ..... A MOTHER/STEP-MOTHER ..... B FATHER/STEP-FATHER ..... C SISTER/BROTHER ..... D DAUGHTER/SON ..... E OTHER RELATIVE ..... F FORMER HUSBAND/PARTNER ..... G CURRENT BOYFRIEND ..... H FORMER BOYFRIEND ..... I MOTHER-IN-LAW ..... J FATHER-IN-LAW ..... K OTHER IN-LAW ..... L TEACHER ..... M EMPLOYER/SOMEONE AT WORK ..... N POLICE/SOLDIER ..... O  OTHER _____ X (SPECIFY)	
1522	CHECK 701 AND 702:  EVER MARRIED/EVER LIVED WITH A MAN <input type="checkbox"/> ↓	NEVER MARRIED/NEVER LIVED WITH A MAN <input type="checkbox"/> →	→ 1522B

SECTION 15: DOMESTIC VIOLENCE MODULE

NO.	QUESTIONS AND FILTERS	CODING CATEGORIES	SKIP
1522A	Now I want to ask you about things that may have been done to you by someone other than (your/any) (husband/partner). At any time in your life, as a child or as an adult, has anyone ever forced you in any way to have sexual intercourse or perform any other sexual acts when you did not want to?	YES ..... 1 NO ..... 2 REFUSED TO ANSWER/ NO ANSWER ..... 3	→ 1523 → 1524A
1522B	At any time in your life, as a child or as an adult, has anyone ever forced you in any way to have sexual intercourse or perform any other sexual acts when you did not want to?	YES ..... 1 NO ..... 2 REFUSED TO ANSWER/ NO ANSWER ..... 3	→ 1526
1523	Who was the person who was forcing you the very first time this happened?	CURRENT HUSBAND/PARTNER ..... 01 FORMER HUSBAND/PARTNER ..... 02 CURRENT/FORMER BOYFRIEND ..... 03 FATHER/STEP-FATHER ..... 04 BROTHER/STEP-BROTHER ..... 05 OTHER RELATIVE ..... 06 IN-LAW ..... 07 OWN FRIEND/ACQUAINTANCE ..... 08 FAMILY FRIEND ..... 09 TEACHER ..... 10 EMPLOYER/SOMEONE AT WORK ..... 11 POLICE/SOLDIER ..... 12 PRIEST/RELIGIOUS LEADER ..... 13 STRANGER ..... 14  OTHER _____ 96 (SPECIFY)	
1524	CHECK 701 AND 702:  EVER MARRIED/EVER <input type="checkbox"/> NEVER MARRIED/NEVER <input type="checkbox"/> LIVED WITH A MAN LIVED WITH A MAN  a) In the last 12 months, has anyone other than (your/any) (husband/partner) physically forced you to have sexual intercourse when you did not want to?  b) In the last 12 months has anyone physically forced you to have sexual intercourse when you did not want to?	YES ..... 1 NO ..... 2	→ 1525
1524A	CHECK 1505A (h-j) and 1515A(b)  AT LEAST ONE <input type="checkbox"/> 'YES'	NOT A <input type="checkbox"/> SINGLE 'YES'	→ 1526
1525	CHECK 701 AND 702:  EVER MARRIED/EVER <input type="checkbox"/> NEVER MARRIED/NEVER <input type="checkbox"/> LIVED WITH A MAN LIVED WITH A MAN  a) How old were you the first time you were forced to have sexual intercourse or perform any other sexual acts by anyone, including (your/any) husband/partner?  b) How old were you the first first time you were forced to have sexual intercourse or perform any other sexual acts?	AGE IN COMPLETED YEARS ..... <input type="text"/> <input type="text"/>  DONT KNOW ..... 98	
1526	CHECK 1505A (a-j), 1515A (a,b), 1516, 1520, 1522A, AND 1522B:  AT LEAST ONE <input type="checkbox"/> 'YES'	NOT A SINGLE <input type="checkbox"/> 'YES'	→ 1530
1527	Thinking about what you yourself have experienced among the different things we have been talking about, have you ever tried to seek help?	YES ..... 1 NO ..... 2	→ 1529

## SECTION 15: DOMESTIC VIOLENCE MODULE

NO.	QUESTIONS AND FILTERS	CODING CATEGORIES	SKIP																
1528	From whom have you sought help? Anyone else? RECORD ALL MENTIONED.	OWN FAMILY ..... A HUSBAND'S/PARTNER'S FAMILY ..... B CURRENT/FORMER HUSBAND/PARTNER ..... C CURRENT/FORMER BOYFRIEND ..... D FRIEND ..... E NEIGHBOR ..... F RELIGIOUS LEADER ..... G DOCTOR/MEDICAL PERSONNEL ..... H POLICE ..... I LAWYER ..... J SOCIAL SERVICE ORGANIZATION ..... K  OTHER _____ X (SPECIFY)	→ 1530																
1529	Have you ever told any one about this?	YES ..... 1 NO ..... 2																	
1530	As far as you know, did your father ever beat your mother?	YES ..... 1 NO ..... 2 DONT KNOW ..... 8																	
THANK THE RESPONDENT FOR HER COOPERATION AND REASSURE HER ABOUT THE CONFIDENTIALITY OF HER ANSWERS. FILL OUT THE QUESTIONS BELOW WITH REFERENCE TO THE DOMESTIC VIOLENCE MODULE ONLY.																			
1531	DID YOU HAVE TO INTERRUPT THE INTERVIEW BECAUSE SOME ADULT WAS TRYING TO LISTEN, OR CAME INTO THE ROOM, OR INTERFERED IN ANY OTHER WAY?	<table border="1"> <thead> <tr> <th></th> <th>YES, ONCE</th> <th>YES, MORE THAN ONCE</th> <th>NO</th> </tr> </thead> <tbody> <tr> <td>HUSBAND .....</td> <td>1</td> <td>2</td> <td>3</td> </tr> <tr> <td>OTHER MALE ADL .....</td> <td>1</td> <td>2</td> <td>3</td> </tr> <tr> <td>FEMALE ADUL .....</td> <td>1</td> <td>2</td> <td>3</td> </tr> </tbody> </table>		YES, ONCE	YES, MORE THAN ONCE	NO	HUSBAND .....	1	2	3	OTHER MALE ADL .....	1	2	3	FEMALE ADUL .....	1	2	3	
	YES, ONCE	YES, MORE THAN ONCE	NO																
HUSBAND .....	1	2	3																
OTHER MALE ADL .....	1	2	3																
FEMALE ADUL .....	1	2	3																
1532	INTERVIEWER'S COMMENTS/EXPLANATION FOR NOT COMPLETING THE DOMESTIC VIOLENCE MODULE. _____ _____ _____																		
1533	CHECK 223A:  ONE OR MORE DEATHS <input type="checkbox"/> NO DEATHS <input type="checkbox"/>		→ 1535																
1534	READ TO THE RESPONDENT: I would like to inform you that detailed information on the circumstances surrounding the deaths of children under the age of 5 years will be collected in the near future so that the federal government of Nigeria can provide health services to help reduce these deaths. If you do not mind, another team will be coming at a later date to interview members of the household about the death (s) you have told me about. Is this okay?	YES ..... 1 NO ..... 2																	
1535	RECORD THE TIME.	HOURS <table border="1" style="display: inline-table; vertical-align: middle;"><tr><td style="width: 20px; height: 20px;"></td><td style="width: 20px; height: 20px;"></td></tr><tr><td style="width: 20px; height: 20px;"></td><td style="width: 20px; height: 20px;"></td></tr></table> MINUTES <table border="1" style="display: inline-table; vertical-align: middle;"><tr><td style="width: 20px; height: 20px;"></td><td style="width: 20px; height: 20px;"></td></tr><tr><td style="width: 20px; height: 20px;"></td><td style="width: 20px; height: 20px;"></td></tr></table>																	



## APPENDIX 2: Research Permits - Ethical Approval

TELEGRAMS.....

TELEPHONE.....



**MINISTRY OF HEALTH**  
 DEPARTMENT OF PLANNING, RESEARCH & STATISTICS DIVISION  
 PRIVATE MAIL BAG NO. 5027, OYO STATE OF NIGERIA

Your Ref. No. ....

All communications should be addressed to

the Honorable Commissioner quoting <sup>A</sup>Our Ref. No. AD 13/479/ 1677

th  
 13 February, 2020

The Principal Investigator,  
 Department of Epidemiology and Medical  
 Statistics,  
 Faculty of Public Health,  
 College of Medicine  
 University of Ibadan,  
 Ibadan, Nigeria.

**Attention: Fagbamigbe Adeniyi**

**ETHICS APPROVAL FOR THE IMPLEMENTATION  
 OF YOUR RESEARCH PROPOSAL IN OYO STATE**

This is to acknowledge that your Research Proposal titled: "Evaluation of the Attainment of the Sustainable Development Goal on the Elimination of all Forms of Violence against Women and Girls in Nigeria: A Case of Oyo State Nigeria." has been reviewed by the Oyo State Ethics Review Committee.

2. The committee has noted your compliance. In the light of this, I am pleased to convey to you the full approval by the committee for the implementation of the Research Proposal in Oyo State, Nigeria.
3. Please note that the National Code for Health Research Ethics requires you to comply with all institutional guidelines, rules and regulations, in line with this, the Committee will monitor closely and follow up the implementation of the research study. However, the Ministry of Health would like to have a copy of the results and conclusions of findings as this will help in policy making in the health sector.



Dr. Dns. Gbolahan  
 Director, Oyo State Research & Statistics  
 Secretary, Oyo State, Research Ethics Review Committee



**APPENDIX 3: Research Approval and Letters**

20<sup>th</sup>, OCT 2019

E-mail: [researchwriting.mba.anu@gmail.com](mailto:researchwriting.mba.anu@gmail.com)

Tel. 0202711213

*Our Ref: 17S03DMME008*

The Chairman,  
Oyo State Research Ethical Review Committee,  
Ministry of Health,  
Ibadan,  
Oyo State,  
Nigeria

Dear Sir/Madam:

**RE: RESEARCH AUTHORIZATION FOR: ADENIYI FRANCIS FAGBAMIGBE**

Mr. Adeniyi Francis Fagbamigbe is a postgraduate student of Africa Nazarene University in the Master of Arts in Monitoring and Evaluation (M&E) program. In order to complete his program, Mr. Adeniyi Francis Fagbamigbe is conducting a research entitled: "Evaluation Of The Attainment Of The Sustainable Development Goal On The Elimination Of All Forms Of Violence Against Women And Girls In Nigeria: A Case Of Oyo State, Nigeria.

Any assistance offered to him will be highly appreciated.

Yours Faithfully,

A handwritten signature in black ink, appearing to read 'Wanjiru Nderitu', is written over a light blue horizontal line.

Wanjiru Nderitu (Ph.D)

Program Coordinator; Monitoring and Evaluation Department,

CC: Dean, School of Buiness; Dr. Simon Obwatho

Africa Nazarene University



Jun 10, 2019

Adeniyi Fagbamigbe  
University of Ibadan  
Nigeria  
Phone: +2348061348165  
Email: franstel74@yahoo.com  
Request Date: 06/10/2019

Dear Adeniyi Fagbamigbe:

This is to confirm that you are approved to use the following Survey Datasets for your registered research paper titled: "Evaluation Of The Attainment Of The Sustainable Development Goal On The Elimination Of All Forms Of Violence Against Women And Girls In Nigeria: A Case Of Oyo State, Nigeria":

**Nigeria**

For restricted surveys, you must also request special permission from the Implementing Agencies. If approved, the restricted datasets will be provided to you by FTP.

To access the datasets, please login at: [https://www.dhsprogram.com/data/dataset\\_admin/login\\_main.cfm](https://www.dhsprogram.com/data/dataset_admin/login_main.cfm). The user name is the registered email address, and the password is the one selected during registration.

The IRB-approved procedures for DHS public-use datasets do not in any way allow respondents, households, or sample communities to be identified. There are no names of individuals or household addresses in the data files. The geographic identifiers only go down to the regional level (where regions are typically very large geographical areas encompassing several states/provinces). Each enumeration area (Primary Sampling Unit) has a PSU number in the data file, but the PSU numbers do not have any labels to indicate their names or locations. In surveys that collect GIS coordinates in the field, the coordinates are only for the enumeration area (EA) as a whole, and not for individual households, and the measured coordinates are randomly displaced within a large geographic area so that specific enumeration areas cannot be identified.

The DHS Data may be used only for the purpose of statistical reporting and analysis, and only for your registered research. To use the data for another purpose, a new research project must be registered. All DHS data should be treated as confidential, and no effort should be made to identify any household or individual respondent interviewed in the survey. Please reference the complete terms of use at: <https://dhsprogram.com/Data/terms-of-use.cfm>.

The data must not be passed on to other researchers without the written consent of DHS. Users are required to submit an electronic copy (pdf) of any reports/publications resulting from using the DHS data files to: [archive@dhsprogram.com](mailto:archive@dhsprogram.com).

Sincerely,  
*Bridgette Wellington*

Bridgette Wellington  
Data Archivist  
The Demographic and Health Surveys (DHS) Program|

APPENDIX 4: Map of study site

